



March 24, 2021

**COVID-19 Status Report  
Oak Park Village Board of Trustees**

To: Village President and Village Board of Trustees

Fr: Cara Pavlicek, Village Manager

The memo is a weekly status report presented Wednesdays and provides a brief summary of information regarding Village of Oak Park operational activities in response to COVID-19, with an increasing focus on vaccination administration and allocation. In most cases, formal public guidance or employee guidance has been publicly disseminated via the Village website or Village social media channels.

**New Public Health Guidance**

Today, the Village of Oak Park Department of Public Health received notification of the following new COVID-19 cases:

<u>Date</u>	<u># of Cases</u>	<u>Age of Cases</u>
March 18 <sup>th</sup>	2	20s to 50s
March 19 <sup>th</sup>	4	20s to 50s
March 20 <sup>th</sup>	3	<20 to 50s
March 21 <sup>st</sup>	3	30s to 70s
March 22 <sup>nd</sup>	3	30s to 60s
March 23 <sup>rd</sup>	11	<20 to 50s
March 24 <sup>th</sup>	5	<20 to 90s

Excluding individuals for which street addresses are not yet determined, the State of Illinois reports a total of two thousand eight hundred and fifty (2850) Oak Park COVID-19 cases. It is important to note that as patient tracking and case follow-up occurs, individuals listing the number of Oak Park cases reported may change depending on residency confirmation.

The Oak Park Department of Public Health is notified of positive tests as established by state and local public health protocol. Because of privacy laws, no additional information can be released about the individuals. It is noted, that privacy precludes location information regarding individuals tested to anyone other than Public Health Officials and First Responders.

The Oak Park Department of Public Health is working closely with officials from the Illinois Department of Public Health (IDPH), investigating and notifying anyone who may have had exposure to the individual who tested positive for COVID-19. Local public health officials, hospitals and first responders are following protocols consistent with the latest guidance from the Centers for Disease Control and Prevention (CDC).

### **Vaccination Dashboard through March 22, 2021**

Total Doses Administered by Oak Park Public Health Department	5,872
Doses Allocated to Oak Park Hospitals & other Vaccination Partners	9,886
Doses Administered by Oak Park Public Health Department Week of March 15	921
Doses Administered by Oak Park Public Health Department Week of March 8	795
Oak Park Residents Fully Vaccinated	10,313

The Village’s Public Health Department continues to administer vaccinations by appointment only. Appointments can be scheduled with the Village by pre-registering at [www.oak-park.us/vaccine](http://www.oak-park.us/vaccine).

This week, the Village updated the pre-registration system to include the expanded definition of the Phase 1b essential workers which became eligible for a vaccine this week. In addition, those who will become eligible on March 29, 2021 under the next expansion of the definition for Phase 1b eligible workers, may also pre-register if they live or work in Oak Park.

On or about March 31, 2021, the Village’s pre-registration system will be further updated to allow for residents of Oak Park to register under Phase 2 eligibility (which is those who are over the age of 16). Subject to supply availability, Phase 2 vaccines may begin as early as the week of April 12. It is important to note that the Village will continue to prioritize those eligible in Phase 1 while beginning to expand vaccinations to those eligible in Phase 2. All new eligibility definitions can be found in the Illinois COVID-19 Vaccination Plan issued by the Illinois Department of Public Health and most recently updated on MARCH 20, 2021, Version V7.0.

# Oak Park Residents by Race Vaccinated by Oak Park Public Health

American Indian or Alaska Native  
0%

Dept

Asian  
5%

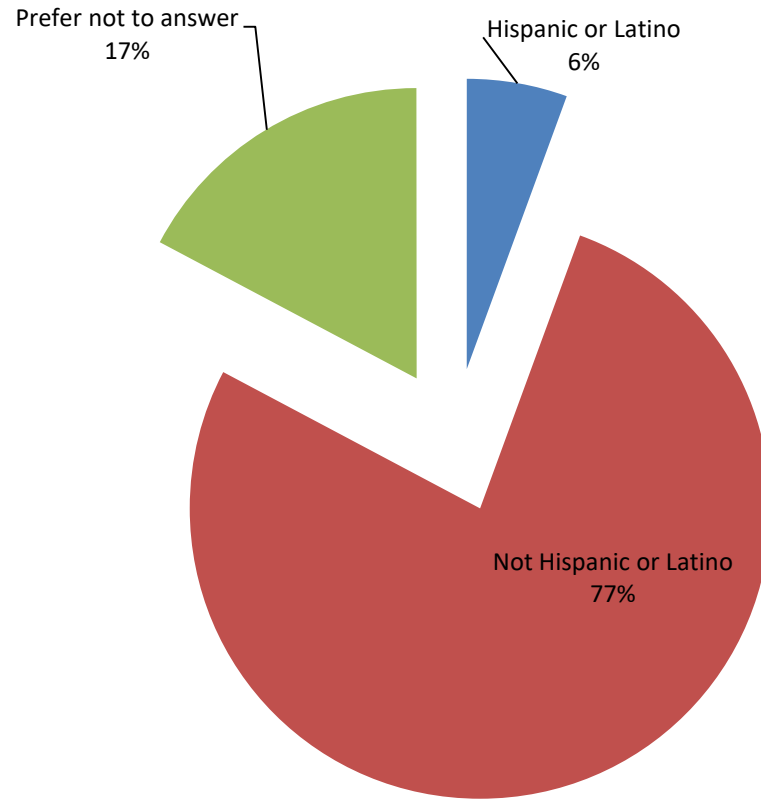
Black or African American  
20%

Native Hawaiian/Pacific Islander  
0%

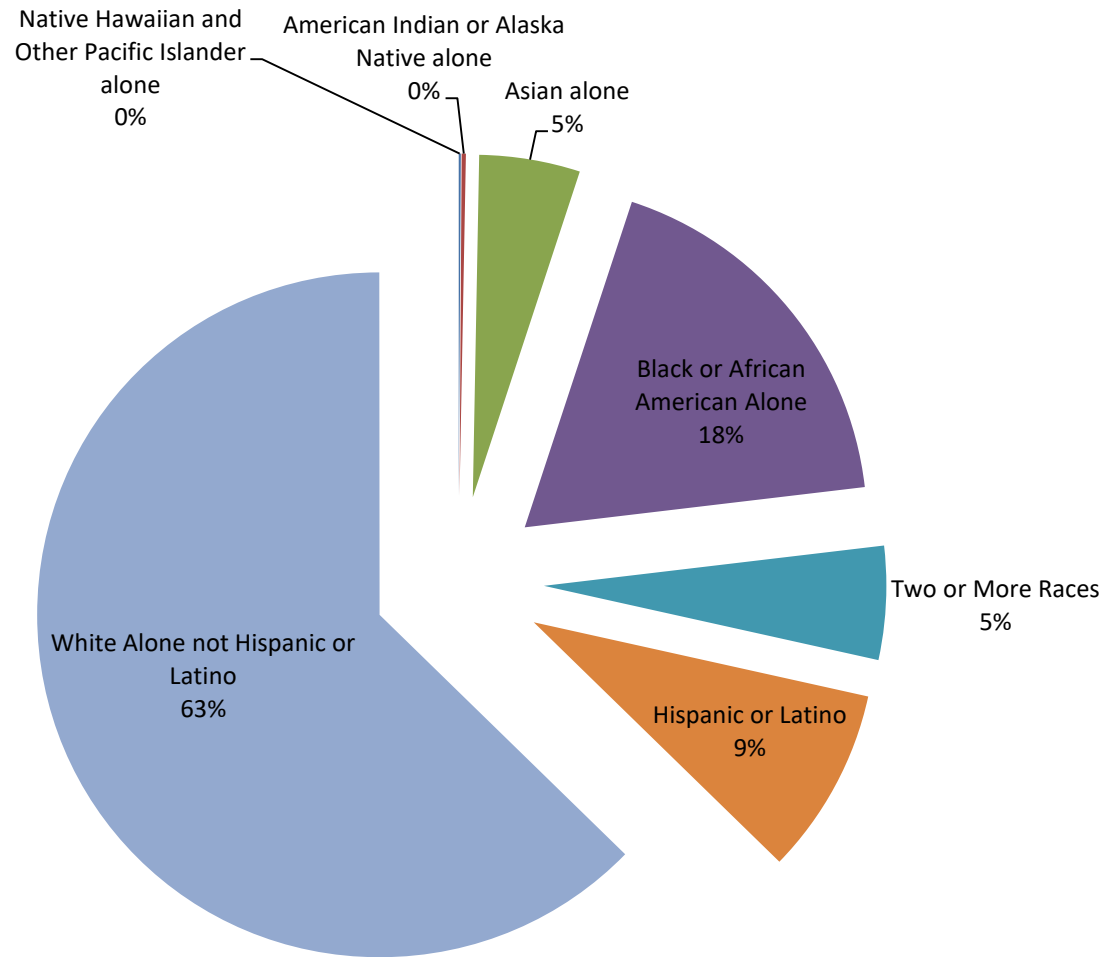
White/Caucasian  
69%

Prefer not to answer  
6%

## Oak Park Residents by Ethnic Group Vaccinated by Oak Park Public Health Dept



# Oak Park Census Quick Facts Race and Hispanic Origin

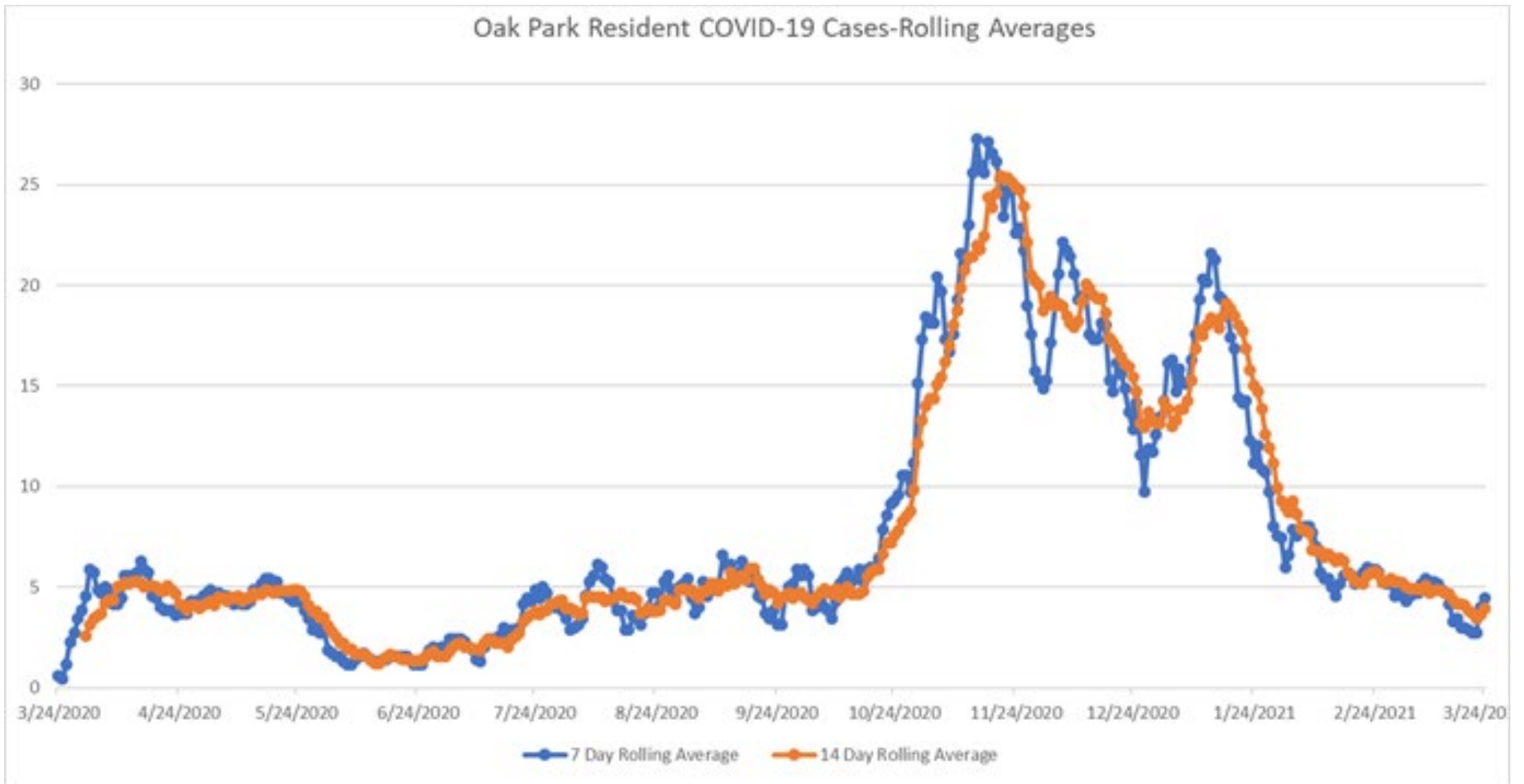


“New cases per 100,000 People”. This metric looks at the number of recent COVID-19 cases per 100,000 people to describe the potential number of people who are currently ill and may be infectious. This is the number of new cases reported by IDPH in the previous week. Calculated as a rate = [Village of Oak Park case count for 7 days] / [Village population] x100,000. The State is using this metric, <https://www.dph.illinois.gov/countymetrics?county=Cook> as one of several indicators that measure the health burden of COVID-19 in each Illinois County.

- Oak Park rate: 60/100,000
- Cook County rate: 86/100,000 (2/21/2021 to 2/27/2021)
- Target for County-level data: Cases for the week are fewer than 10 or the rate is fewer than 50 cases per 100,000 people
- Warning for County-level data: New case rate is greater than 50 cases per 100,000 people

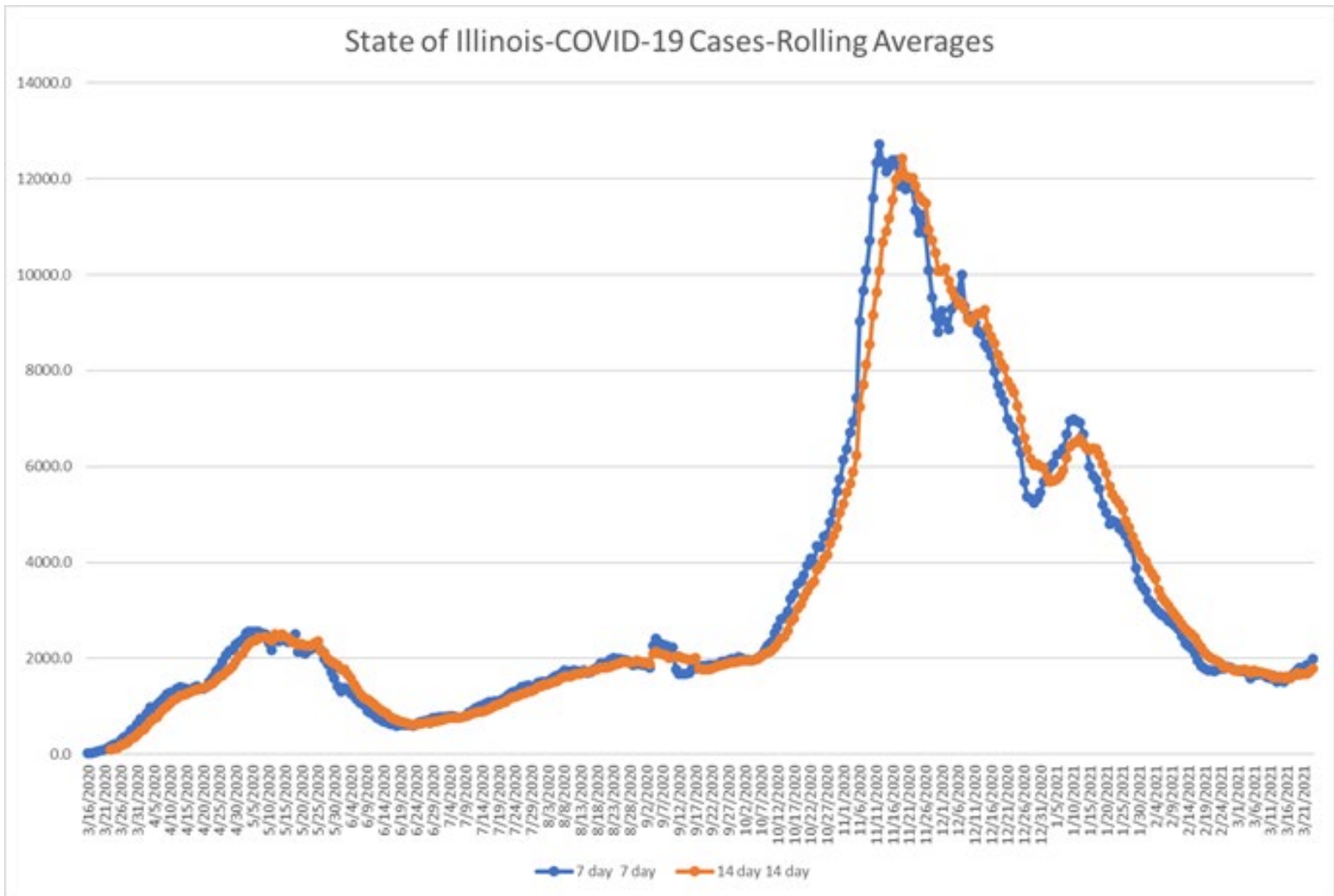
#### AGE RANGE DATA – OAK PARK

Age Range	Total	% of Cases
0-4	72	2.5%
4-13	149	5.2%
14-19	273	9.6%
20-29	499	17.5%
30-39	448	15.7%
40-49	429	15.1%
50-59	420	14.7%
60-69	278	9.8%
70-79	169	5.9%
80-89	67	2.4%
90-99	46	1.6%
Total	2850	



Oak Park: 7 & 14 Day Rolling Averages: 7 day is 4 and 14 day 4

3/24/2021



7 & 14 Day Rolling Averages: 7 day is 1,992 and 14 day 1,786