



January 4, 2021

**COVID-19 Status Report
Oak Park Village Board of Trustees**

To: Village President and Village Board of Trustees

Fr: Cara Pavlicek, Village Manager

The memo is a means to share a brief summary of information regarding Village of Oak Park operational activities in response to COVID-19. In most cases, formal public guidance or employee guidance has been publicly disseminated via the Village website or Village social media channels.

New Public Health Guidance

Today, the Village of Oak Park Department of Public Health received notification of the following new COVID-19 cases:

<u>Date</u>	<u># of Cases</u>	<u>Age of Cases</u>
January 2 nd (Saturday)	15	<20 to 50s
January 3 rd (Sunday)	6	<20 to 70s
January 4 th (Monday)	11	<20 to 90s

Excluding individuals for which street addresses are not yet determined, the State of Illinois reports a total of two thousand one hundred and ninety-eight (2198) Oak Park COVID-19 cases. It is important to note that as patient tracking and case follow-up occurs, individuals listing the number of Oak Park cases reported may change depending on residency confirmation.

Also, Interim Oak Park Public Health director Joseph Terry reported today the forty-seventh death of an Oak Park resident believed to be related to the COVID-19 coronavirus. The resident is a 79 year old female residing at one of our long-term healthcare facilities. Director Terry expresses his sincere condolences to the resident’s family and friends for the loss of their loved one.

The Oak Park Department of Public Health is notified of positive tests as established by state and local public health protocol. Because of privacy laws, no additional information can be released about the individuals. It is noted, that privacy precludes location information regarding individuals tested to anyone other than Public Health Officials and First Responders.

The Oak Park Department of Public Health is working closely with officials from the Illinois Department of Public Health (IDPH), investigating and notifying anyone who may have had exposure to the individual who tested positive for COVID-19. Local public health officials, hospitals and first responders are following protocols consistent with the latest guidance from the Centers for Disease Control and Prevention (CDC).

Cases related to Long-Term Care and Assisted Living Facilities

Interim Public Health Director Terry reported a one (1) resident death at Belmont Village, one (1) staff case at Belmont Village.

Facility Name	# of Resident Cases	# of Resident Deaths	# of Staff Cases
Belmont Village of Oak Park	28	7	30
Berkeley Nursing & Rehab Center	47	11	15
Brookdale Oak Park	11	2	23
Oak Park Arms	9	1	4
Oasis of Oak Park	23	12	12

Public Health Data

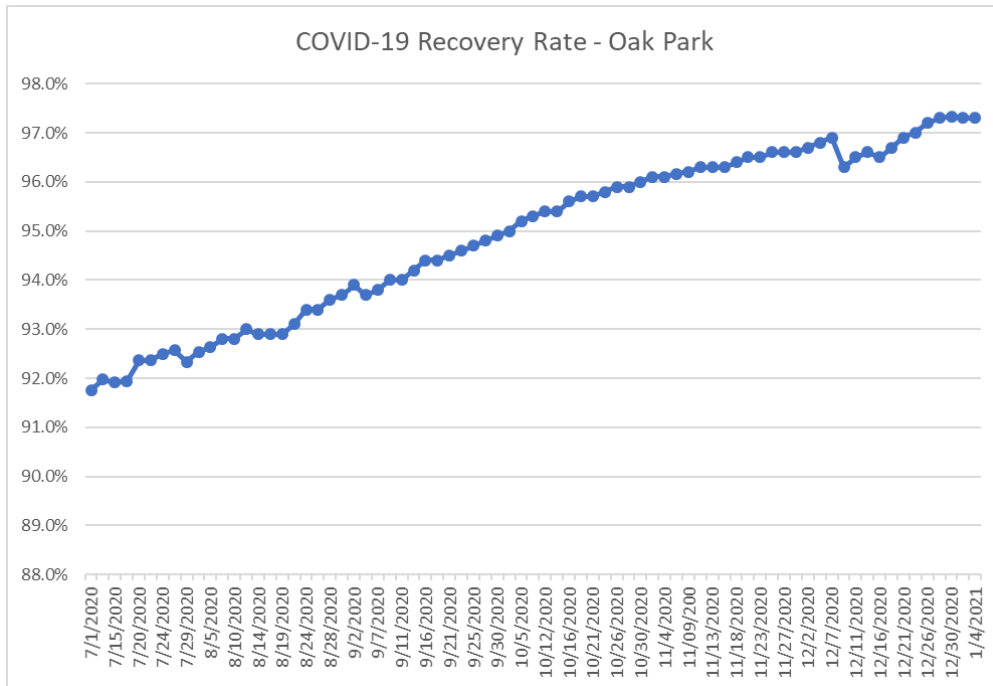
Interim Public Health Director Terry has shared the following data related to COVID-19.

“New cases per 100,000 People”. This metric looks at the number of recent COVID-19 cases per 100,000 people to describe the potential number of people who are currently ill and may be infectious. This is the number of new cases reported by IDPH in the previous week. Calculated as a rate = [Village of Oak Park case count for 7 days] / [Village population] x100,000.

- Oak Park rate: 200/100,000
- Cook County rate: 284/100,000 (12/20/2020 through 12/26/2020)
- Target for County-level data: Cases for the week are fewer than 10 or the rate is fewer than 50 cases per 100,000 people
- Warning for County-level data: New case rate is greater than 50 cases per 100,000 people

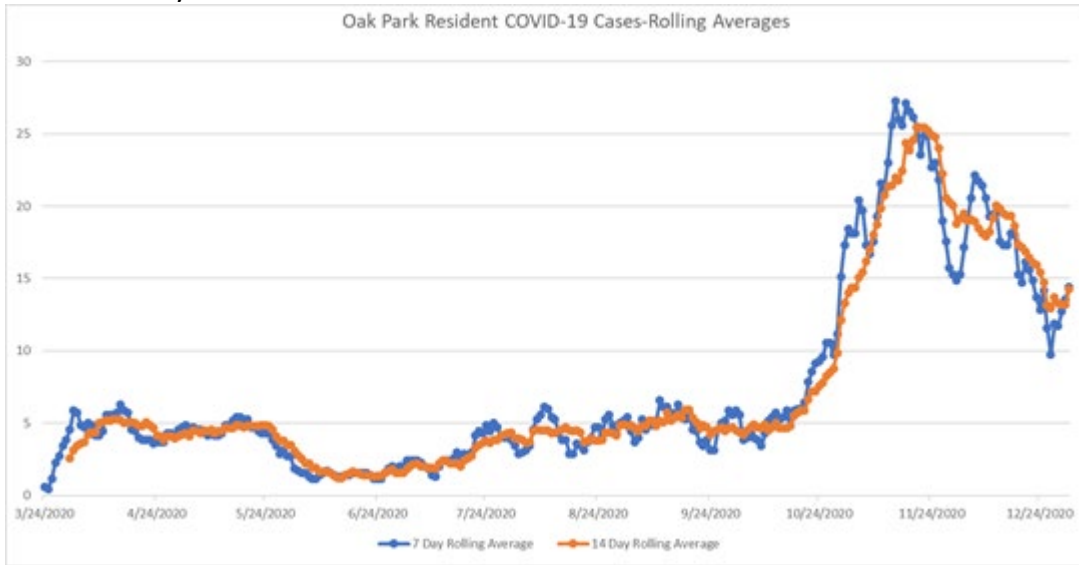
AGE RANGE DATA – OAK PARK

Age Range	Total	% of Cases
0-4	50	2.3%
4-13	96	4.4%
14-19	199	9.1%
20-29	378	17.2%
30-39	344	15.7%
40-49	344	15.7%
50-59	315	14.3%
60-69	228	10.4%
70-79	146	6.6%
80-89	58	2.6%
90-99	40	1.8%
Total	2198	



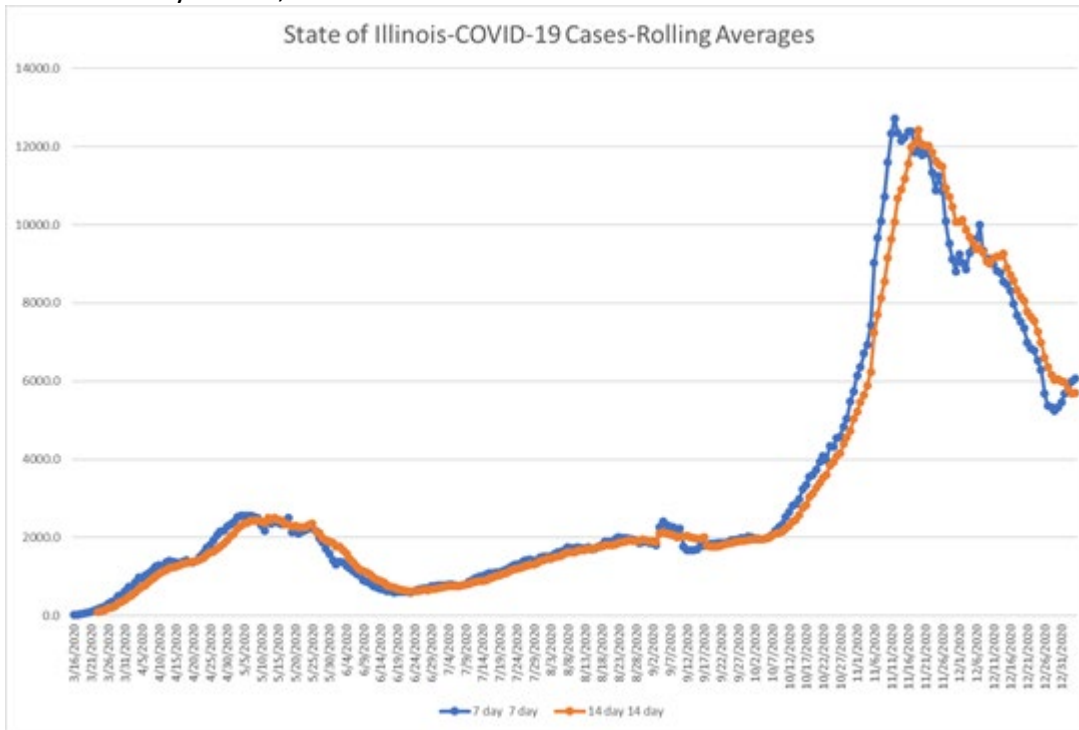
7 & 14 DAY ROLLING AVERAGES (CASES/DAY) – OAK PARK

- 7 day: 15
- 14 day: 13



7 & 14 DAY ROLLING AVERAGES (CASES/DAY) – STATE OF ILLINOIS

- 7 day: 6,074
- 14 day: 5,700



**Cases Prior to July 1st 2020
October 1st 2020 to current**

Cases between July 1st and September 30th 2020

Cases

Age Range	<07/01/20	% of Cases
0-4	3	0.9%
5-13	5	1.4%
14-19	6	1.7%
20-29	50	14.4%
30-39	58	16.7%
40-49	60	17.2%
50-59	59	17.0%
60-69	43	12.4%
70-79	34	9.8%
80-89	23	6.6%
90-99	7	2.0%
Total	348	

Age Range	>=07/01/20 to 09/30/20	% of Cases
0-4	11	2.8%
5-13	22	5.6%
14-19	74	18.9%
20-29	85	21.7%
30-39	58	14.8%
40-49	55	14.1%
50-59	42	10.7%
60-69	29	7.4%
70-79	12	3.1%
80-89	3	0.8%
90-99	0	0.0%
Total	391	

Age Range	>=10/01/20	% of Cases
0-4	36	2.5%
5-13	69	4.7%
14-19	119	8.2%
20-29	243	16.7%
30-39	228	15.6%
40-49	229	15.7%
50-59	214	14.7%
60-69	156	10.7%
70-79	100	6.9%
80-89	32	2.2%
90-99	33	2.3%
Total	1459	

Age Range	% of Cases <07/01/20	% Cases >=07/01/2020	Calculated Difference	% difference
0-4	0.9%	2.8%	2.0%	106.2
5-13	1.4%	5.6%	4.2%	118.6
14-19	1.7%	18.9%	17.2%	166.6
20-29	14.4%	21.7%	7.4%	40.8
30-39	16.7%	14.8%	-1.8%	-11.6
40-49	17.2%	14.1%	-3.2%	-20.3
50-59	17.0%	10.7%	-6.2%	-44.9
60-69	12.4%	7.4%	-4.9%	-50.0
70-79	9.8%	3.1%	-6.7%	-104.4
80-89	6.6%	0.8%	-5.8%	-158.4
90-99	2.0%	0.0%	-2.0%	-200.0

•