



August 24, 2020

**COVID-19 Status Report
Oak Park Village Board of Trustees**

To: Village President and Village Board of Trustees

Fr: Cara Pavlicek, Village Manager

The memo is a means to share a brief summary of information regarding Village of Oak Park operational activities in response to COVID-19. In most cases, formal public guidance or employee guidance has been publicly disseminated via the Village website or Village social media channels.

The issuance of the Status Reports will be increased to Mondays, Wednesdays and Fridays in response to the slight uptick during this past seven day period.

New Public Health Guidance

The Village of Oak Park Department of Public Health received notification of the following new COVID-19 cases; since last reported:

<u>Date</u>	<u># of Cases</u>	<u>Age of Cases</u>
August 22 (Saturday)	6	<20s to 40s
August 23 (Sunday)	5	<20s
August 24 (Monday)	0	N/A

Excluding individuals for which street addresses are not yet determined, the State of Illinois reports a total of five-hundred and forty-one (541) total Oak Park COVID-19 cases. It is important to note that as patient tracking and case follow-up occurs, individuals listed within the number of Oak Park cases reported may change depending on residency confirmation.

The Oak Park Department of Public Health is notified of positive tests as established by state and local public health protocol. Because of privacy laws, no additional information can be released about the individuals. It is noted, that privacy precludes location information regarding individuals tested to anyone other than Public Health Officials and First Responders.

The Oak Park Department of Public Health is working closely with officials from the Illinois Department of Public Health (IDPH), investigating and notifying anyone who may have had exposure to the individual who tested positive for COVID-19. Local public health officials, hospitals and first responders are following protocols consistent with the latest guidance from the Centers for Disease Control and Prevention (CDC).

Cases related to Long-Term Care and Assisted Living Facilities

Public Health Director Charley reported that the chart related to Long-Term Care and Assisted Living Facilities remains unchanged since August 17, 2020.

Facility Name	# of Resident Cases	# of Resident Deaths	# of Staff Cases
Belmont Village of Oak Park	2	2	5
Berkeley Nursing & Rehab Center	4	3	1
Brookdale Oak Park	8	1	12
Oak Park Arms	6	1	4
Oasis of Oak Park	23	11	6

Extension of Illinois Disaster Proclamation

On Friday, August 21, 2020, Governor JB Pritzker signed a new Gubernatorial Disaster Proclamation extending the statewide declaration through Saturday, September 19.

Additionally, Governor Pritzker signed Executive Order 2020-52 to extend all Phase 4 orders and also extends other previous executive orders. With the signing of a new disaster proclamation, public meetings may continue to be held remotely.

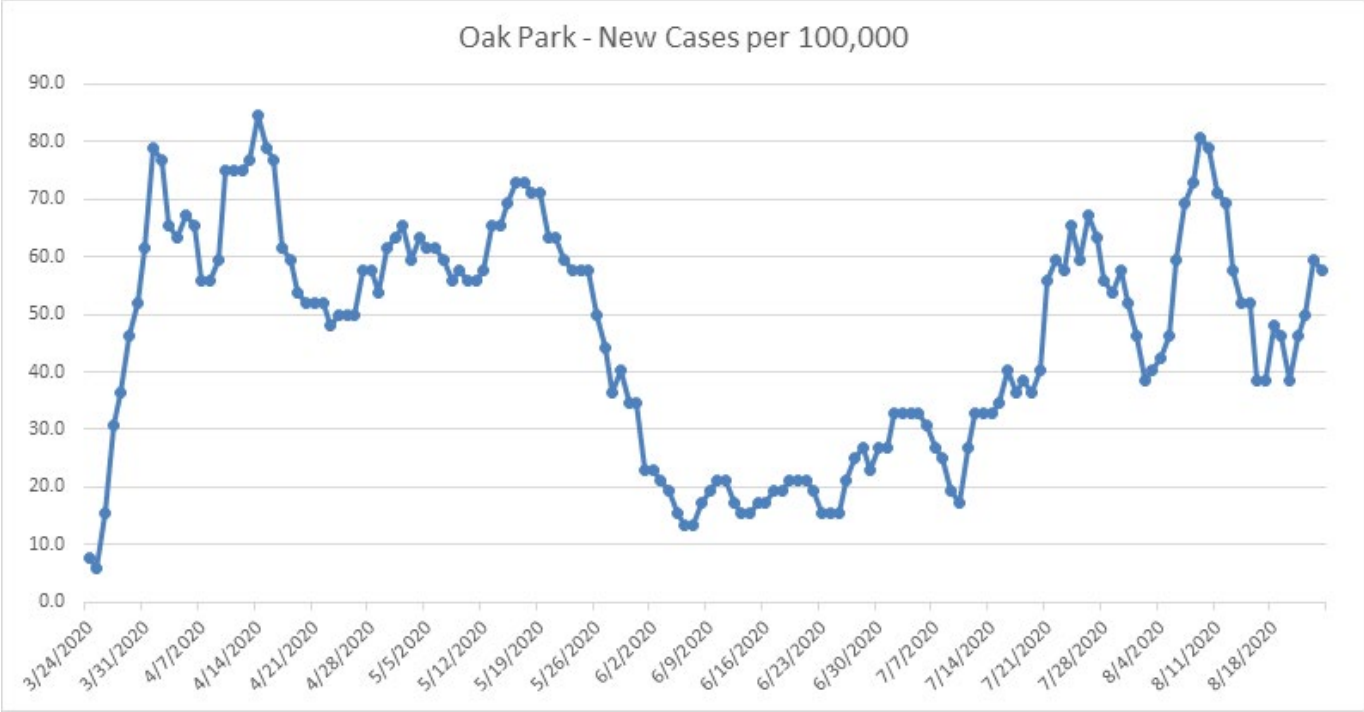
Data Review

Public Health Director Charley has provided additional detail as shown below related to cases of COVID-19 in Oak Park.

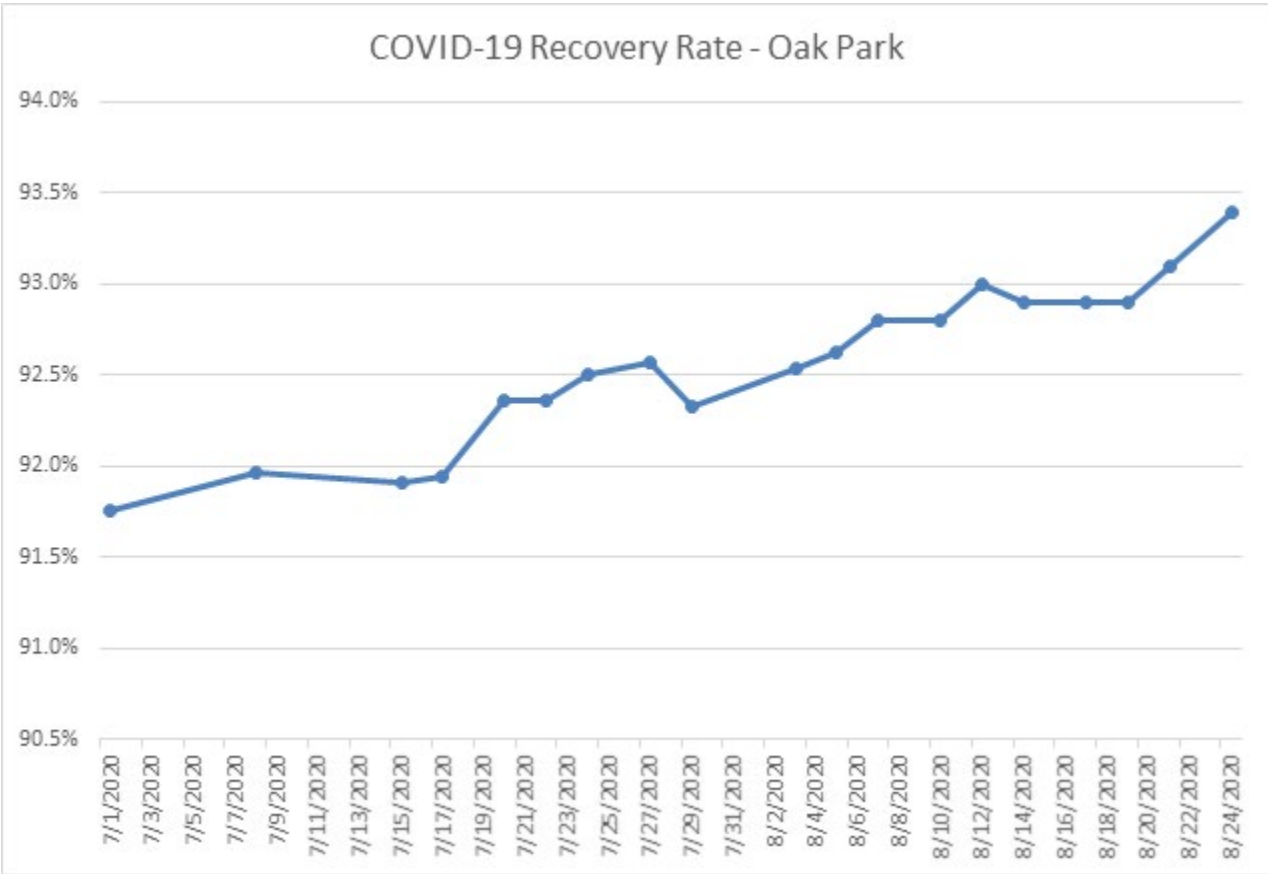
“New cases per 100,000 People” is a metric looks at the number of recent COVID-19 cases per 100,000 people to describe the potential number of people who are currently ill and may be infectious. This is the number of new cases reported by IDPH in the previous week. Calculated as a rate = [Village of Oak Park case count for 7 days] / [Village population] x100,000. The State is using this metric, <https://www.dph.illinois.gov/countymetrics?county=Cook> as one of several indicators that measure the health burden of COVID-19 in each Illinois County.

- Oak Park rate: 46.2/100,000
- Cook County rate: 91.0/100,000
- Target for County-level data: Cases for the week are fewer than 10 or the rate is fewer than 50 cases per 100,000 people
- Warning for County-level data: New case rate is greater than 50 cases per 100,000 people

The chart below is Oak Park data from the onset of our local data collection and shows that Oak Park has been both above and below target levels locally.



Recovery Rater in Oak Park



All Cases through 08/24/2020

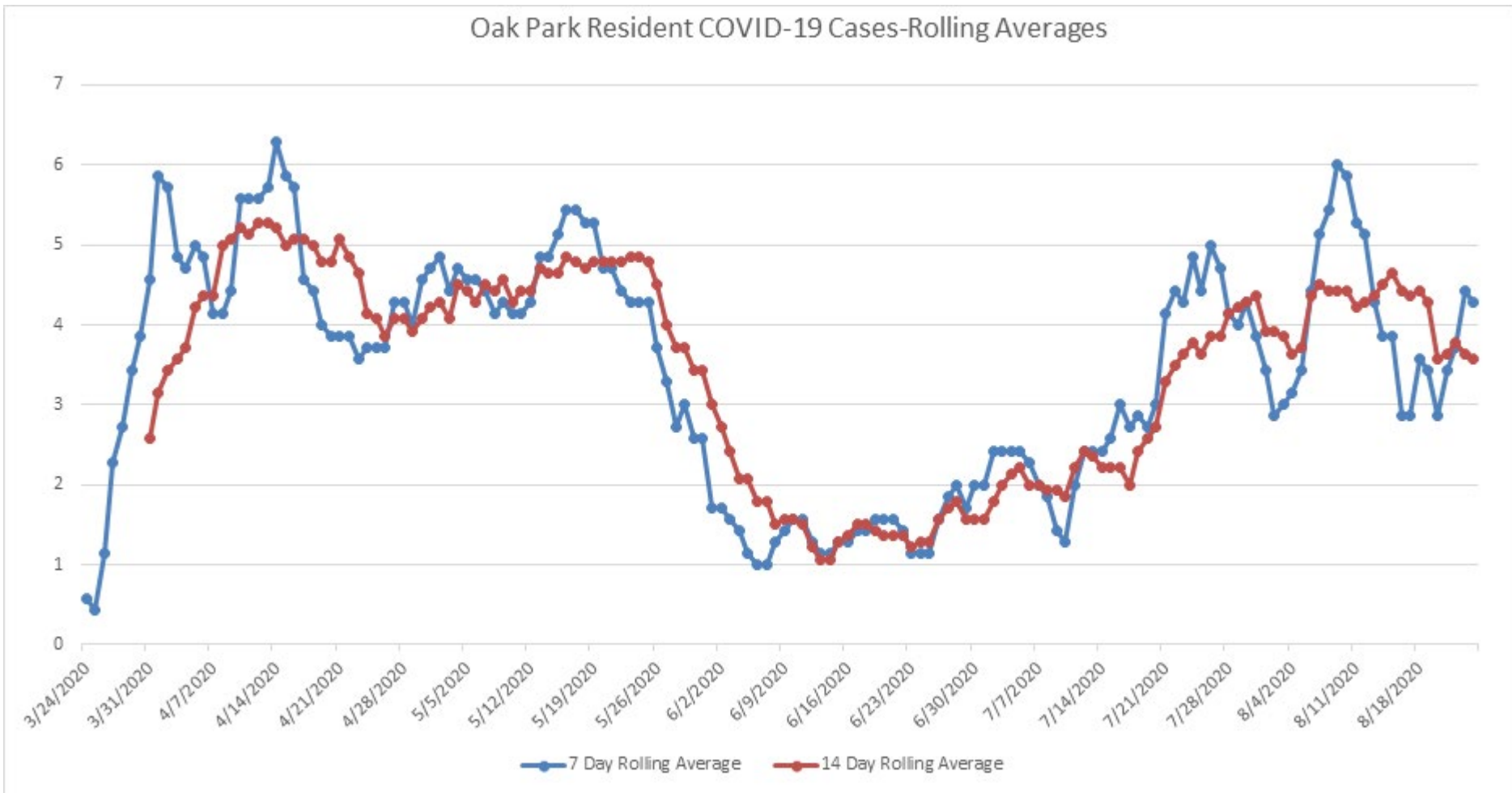
Age Range	Total	% of Cases
0-4	11	2.2%
4-13	11	2.2%
14-19	40	7.8%
20-29	68	13.3%
30-39	88	17.2%
40-49	90	17.6%
50-59	75	14.7%
60-69	55	10.8%
70-79	41	8.0%
80-89	25	4.9%
90-99	7	1.4%
Total	511	

Number and percent of cases prior to July 1 and July 1 and after.

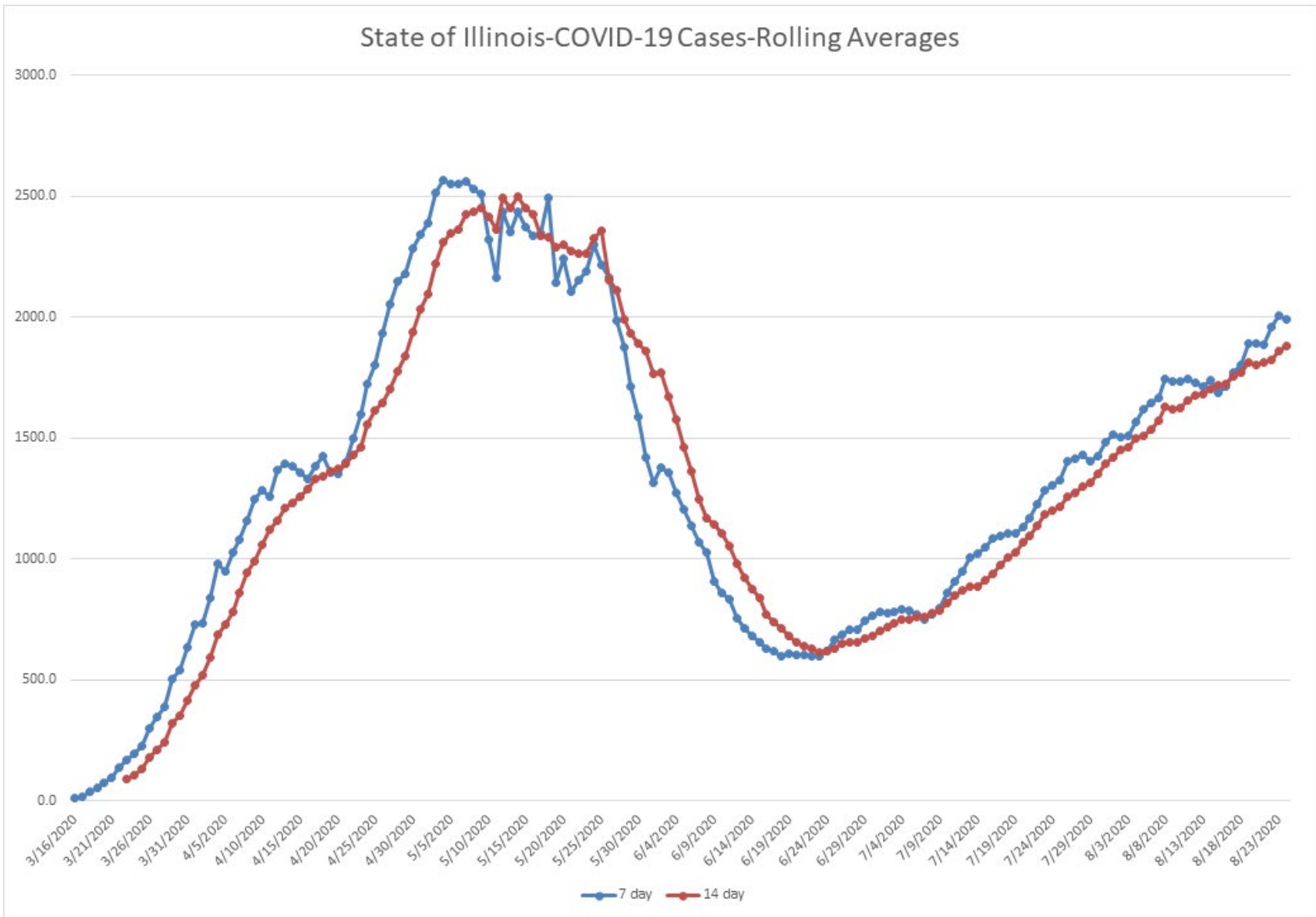
Age Range	<07/01/20	% of Cases
0-4	3	0.9%
5-13	4	1.2%
14-19	6	1.7%
20-29	50	14.5%
30-39	57	16.5%
40-49	59	17.1%
50-59	58	16.8%
60-69	44	12.8%
70-79	34	9.9%
80-89	23	6.7%
90-99	7	2.0%
Total	345	

Age Range	>=07/01/20	% of Cases
0-4	8	4.8%
5-13	7	4.2%
14-19	34	20.5%
20-29	18	10.8%
30-39	31	18.7%
40-49	31	18.7%
50-59	17	10.2%
60-69	11	6.6%
70-79	7	4.2%
80-89	2	1.2%
90-99	0	0.0%
Total	166	

Age Range	% of Cases <07/01/20	% Cases >=07/01/2020	Difference
0-4	0.9%	4.8%	3.9%
5-13	1.2%	4.2%	3.1%
14-19	1.7%	20.5%	18.7%
20-29	14.5%	10.8%	-3.6%
30-39	16.5%	18.7%	2.2%
40-49	17.1%	18.7%	1.6%
50-59	16.8%	10.2%	-6.6%
60-69	12.8%	6.6%	-6.1%
70-79	9.9%	4.2%	-5.6%
80-89	6.7%	1.2%	-5.5%
90-99	2.0%	0.0%	-2.0%
Total			



Oak Park: 7 & 14 Day Rolling Averages: 7 day is 4.3 and 14 day 3.6



State of Illinois: 7 & 14 Day Rolling Averages: 7 day is 1,991 and 14 day 1,882

8/24/2020