



# Annual Water Quality Report

Water testing performed in 2025

## Introduction

Each year, the Village of Oak Park provides residents with a report on the quality of their drinking water. This report is intended to provide important information about your drinking water and the efforts made by the Village to provide safe drinking water. The report includes drinking water facts and information on violations and contaminants detected in the drinking water supply. This year's report is for water tested between January 1, 2025 through December 31, 2025.

The Village is dedicated to supplying drinking water that meets or exceeds all state and federal standards. As new challenges to drinking water safety emerge, the Village remains vigilant in source water protection, conservation, and community education, while continuing to serve the needs of all water users.

Informed customers are our best allies. Questions and comments are welcome. For more information regarding the content of this report or to request a printed copy, please contact Bennett Blankenship, Senior Pumping Station Operator, at 708.358.5700 or email [publicworks@oak-park.us](mailto:publicworks@oak-park.us).

**Spanish**—Este informe contiene información muy importante sobre el agua que usted bebe. Tradúzcalo ó hable con alguien que lo entienda bien. (This report contains very important information regarding your drinking water. Translate it, or speak with someone who understands it.)

## 2025 Violation Summary

The Village of Oak Park is proud to report that no violations were received in the 2025 sampling year.

## Community Participation

Regular Village Board meetings are held at 7 p.m. on the first three Tuesdays of each month in the Council Chambers of Village Hall, 123 Madison St. Meetings also are streamed live and archived at [www.oak-park.us/boardtv](http://www.oak-park.us/boardtv). Residents are invited to follow us at [twitter.com/vopnews](https://twitter.com/vopnews) and [facebook.com/vopnews](https://facebook.com/vopnews) and sign up for news via email at [www.oak-park.us/enews](http://www.oak-park.us/enews).

## Source Water Location

Lake Michigan is the sole source of drinking water for the Village of Oak Park. Water arrives pretreated via pipelines from the City of Chicago's Jardine Water Purification Plant. Water from the City is stored by the Village in four underground reservoirs that can hold a combined 12.5 million gallons. The water in the reservoirs remains in constant motion to maintain freshness — only a small amount of chlorine is added before pumped into the Village's distribution system of 110 miles of water mains. To ensure purity, water samples are routinely gathered throughout the water system, from the source to your home. A state-certified lab tests the samples using equipment that can measure substances down to one part in a billion, or one ounce in 7,350,000 gallons of water.

Lake Michigan is the only Great Lake that is entirely contained within the United States. It borders Illinois, Indiana, Michigan, and Wisconsin, and is the second largest Great Lake by volume with 1,180 cubic miles of water and third largest by area. Oak Park began receiving drinking water from Lake Michigan via the City of Chicago

in 1912. About 400,000 gallons of water were pumped each day for the Village's 20,000 residents. Today, an average of five million gallons per day is pumped to Oak Park's 54,000 residents. The rate for water in 1912 was about seven cents per 1,000 gallons of water. Today, Oak Park's water rate is \$11.94 per 1,000 gallons. Oak Park must continually adjust water rates in response to rate changes imposed by the City of Chicago and to maintain the Village's water distribution system.

## Important Health Information

Some people may be more vulnerable to contaminants in drinking water than the general population. Immuno-compromised persons such as persons with cancer undergoing chemotherapy, persons who have undergone organ transplants, people with HIV/AIDS or other immune system disorders, some elderly and infants can be particularly at risk from infections. These people should seek advice about drinking water from their health care providers. U.S. EPA/Centers for Disease Control (CDC) guidelines on appropriate means to lessen the risk of infection by Cryptosporidium and other microbial contaminants are available from the Safe Drinking Water Hotline at 1.800.426.4791.

## Substances that Might be in Drinking Water

To ensure that tap water is safe to drink, the U.S. EPA prescribes regulations limiting the amount of certain contaminants in water provided by public water systems. U.S. Food and Drug Administration regulations establish limits for contaminants in bottled water, which must provide the same protection for public health. Drinking water, including bottled water, may reasonably be expected to contain at least small amounts of some contaminants. The presence of contaminants does not necessarily indicate that water poses a health risk. More information about contaminants and potential health effects can be obtained by calling the U.S. EPA's Safe Drinking Water Hotline. The sources of drinking water (both bottled and tap water) include rivers, lakes, streams, ponds, reservoirs, springs, and wells. As water travels over the surface of the land or through the ground, it can dissolve naturally-occurring minerals and, in some cases, radioactive material, and can pick up substances resulting from the presence of animals or from human activity.

Substances that may be present in source water include:

- **Microbial contaminants**, such as viruses and bacteria, which may come from sewage treatment plants, septic systems, agricultural livestock operations, and/or wildlife;
- **Inorganic contaminants**, such as salts and metals, which can be naturally occurring or may result from urban storm water runoff, industrial or domestic wastewater discharges, oil and gas production, mining, or farming;
- **Pesticides and herbicides**, which may come from a variety of sources such as agriculture, urban storm water runoff, and residential use;
- **Organic chemical contaminants**, including synthetic and volatile organic chemicals, which are by-products of industrial processes and petroleum production, and may also come from gas stations, urban storm water runoff, and septic systems;
- **Radioactive contaminants**, which can be naturally occurring or may be the result of oil and gas production and mining activities.

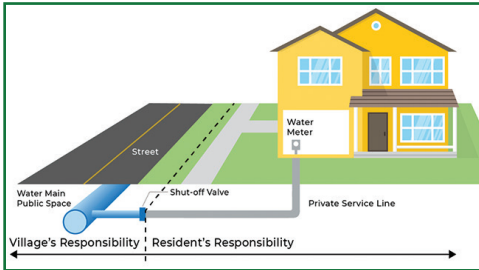
For more information about contaminants and potential health effects, call the U.S. EPA's Safe Drinking Water Hotline at 1.800.426.4791.

# Lead and Drinking Water

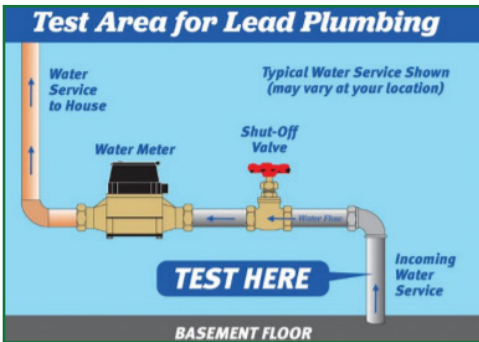
Lead can cause serious health problems, especially for pregnant women and young children. Lead in drinking water is primarily from materials and components associated with service lines and home plumbing. The Village of Oak Park is responsible for providing high quality drinking water and removing lead pipes, but cannot control the variety of materials used in plumbing components in your home. You share the responsibility for protecting yourself and your family from the lead in your plumbing. You can take responsibility by identifying and removing lead materials within your home plumbing and taking steps to reduce your family's risk. Before drinking tap water, flush your pipes for several minutes by running your tap, taking a shower, doing laundry or a load of dishes. You can also use a filter certified by an American National Standards Institute accredited certifier to reduce lead in drinking water. If you are concerned about lead in your water, you may wish to have your water tested, contact Public Works at 708.358.5700. Information on lead in drinking water, testing methods, and steps that you can take to minimize exposure is available at [www.epa.gov/safewater/lead](http://www.epa.gov/safewater/lead). For more information, please visit the Village's Frequently Asked Questions webpage regarding Oak Park's drinking water at [leadfreeoakpark.com](http://leadfreeoakpark.com).

## How to Identify a Lead Service Line

Pursuant to the Illinois Lead Service Line Replacement and Notification Act, all community water supplies must develop and maintain a comprehensive water service line material inventory. A water service line is the pipe that connects the water main to the plumbing in a home or building; the illustration below is an example of how your home's water service line connects to the Village's water main.



A scratch test is a simple, quick method for identifying the service line material entering a home or building.



Lead service lines were installed primarily during the late 1800s through the 1940s. Lead is a dull, soft, non-magnetic material that turns a shiny silver color when scratched.

When performing a scratch test, if it turns shiny silver, like the image below, it is likely lead. If the scratched area turns yellow-orange, it is likely copper.



Galvanized iron pipe can also be silver in color; to distinguish between lead and galvanized iron, place a magnet on the pipe. If the magnet sticks to the pipe, it's likely iron and not lead.




Always use care when performing a scratch test and avoid using sharp objects. Never perform the test directly on a wiped joint. A wiped joint is a bulge-shaped type of soldered joint commonly used to join lead pipes. A wiped joint is typically a good indication that the service line material is lead. Below are examples of wiped joints on lead service lines.



The public side of water services, being the portion between the Village's water main and the homeowner's water shut-off valve, will be upgraded from

lead or galvanized iron pipe to copper whenever the water main is replaced or if the homeowner elects to replace the



private side of their water service.

Residents can view the Village's current Service Line Material Inventory at [www.leadfreeoakpark.com/village-wide-inventory](http://www.leadfreeoakpark.com/village-wide-inventory) and become aware of their property's water service line material. The Service Line Material Inventory is based on available records and is updated as more information becomes available. If no records are available for a property, its water service material is categorized as "unknown". Property owners with an "unknown" water service material will receive a survey in the mail requesting information on their service line material. If you have a question about the Service Line Material Inventory or your water service, please feel free to contact the Public Works Department at 708.358.5700 or [publicworks@oak-park.us](mailto:publicworks@oak-park.us).

## 2025 Voluntary Monitoring and Cryptosporidium

The City of Chicago has continued monitoring Cryptosporidium, Giardia and E.coli in its source water as part of its water quality program. No Cryptosporidium or Giardia was detected in source water samples collected in 2025. Treatment processes have been optimized to provide effective barriers for removal of Cryptosporidium oocysts and Giardia cysts in the source water, effectively removing these organisms in the treatment process. By maintaining low turbidity through the removal of particles from the water, the possibility of Cryptosporidium and Giardia organisms getting into the drinking water system is greatly reduced. Any questions or concerns regarding this monitoring program should be addressed to the Chicago Department of Water Management's Water Quality Division at 312.744.8190.

## Source Water Assessment Summary

The Illinois EPA implemented a Source Water Assessment Program (SWAP) to assist with watershed protection of public drinking water supplies. The SWAP inventories potential sources of contamination and determined the susceptibility of the source water to contamination. The Illinois EPA has completed the Source Water Assessment Program for our supply. To view a summary version of the completed Source Water Assessment, including: Importance of Source Water; Susceptibility to Contamination Determination; and documentation/recommendation of Source Water protection Efforts, you may access the Illinois EPA's website at [www.epa.state.il.us/cgi-bin/wp/swap-fact-sheets.pl](http://www.epa.state.il.us/cgi-bin/wp/swap-fact-sheets.pl).

The Illinois EPA considers all surface water sources of community water supply to be susceptible to potential pollution problems. The very nature of surface water allows contaminants to migrate into the intake with no protection other than dilution. This is the reason for mandatory treatment of all surface water supplies in Illinois. Chicago's offshore intakes are located at a distance where shoreline impacts are not usually considered a factor on water quality. At certain times of the year, however, the potential for contamination exists due to wet-weather flows and river reversals. In addition, the placement of the crib structures may serve to attract waterfowl, gulls, and terns that frequent the Great Lakes area, thereby concentrating fecal deposits at the intake and thus compromising the source water quality. Conversely, the shore intakes are highly susceptible to storm water runoff, marinas, and shoreline point sources due to the influx of groundwater to the lake. Chicago has taken extraordinary steps to ensure a safe source of drinking water in the area, from the building of the offshore cribs and the introduction of interceptor sewers to the lock-and-dam system of Chicago's water ways and the City's Lakefront Zoning Ordinance. The City now looks to the Department of Water Management and the Metropolitan Water Reclamation District of Greater Chicago (MWRDGC) to ensure the safety of the City's water supply. Additionally, Lake

Michigan has a variety of organizations and associations that are currently working to either maintain or improve water quality. Further information on the Source Water Assessment Program is available by calling the City of Chicago, Department of Water Management at 312.742.2406 or online at [www.dataservices.epa.illinois.gov/swap/factsheet.aspx](http://www.dataservices.epa.illinois.gov/swap/factsheet.aspx).

## Unregulated Contaminant Monitoring Rule Fifth Edition (UCMR5)

The 1996 amendments to the Safe Drinking Water Act require that once every five years, the U.S. EPA issue a new list of no more than thirty unregulated contaminants to be monitored by public water supplies. The Unregulated Contaminant Monitoring Rule's (UCMR) intent is to provide the U.S. EPA with scientifically valid data on the occurrences of contaminants in drinking water. This national survey is one of the primary sources of information on occurrences and levels of exposure that the Agency uses to develop regulatory decisions for contaminants in the public drinking water supply. In compliance with UCMR 5, U.S. EPA's latest monitoring cycle, the Village of Oak Park completed monitoring twenty-nine (29) per- and polyfluoroalkyl substances (PFAS) and lithium in the drinking water for four quarters in 2025. None of the contaminants were detected above the minimum reporting level (MRL). The MRL is the lowest concentration of a substance (analyte) that a laboratory can reliably measure and report with a high degree of confidence using a specific analytical method. The Village of Oak Park completed its UCMR4 monitoring in 2020. The chart below contains the Village's UCMR4 results.

## What's in My Water?

The City of Chicago Department of Water Management routinely monitors drinking water for contaminants according to federal and state laws. The Village of Oak Park collects 60 bacteriological samples each month along with quarterly disinfectant by-product samples. The charts below illustrate substances detected in our water for the period of January 1 through December 31, 2025. To obtain a copy of our lead sampling data, contact Public Works at 708.358.5700. Although all of the substances listed are below the Maximum Contaminant Level (MCL) set by the U.S. EPA, we feel it is important that you know exactly what was detected and how much of the substance was present in the water.

## DETECTED REGULATED CONTAMINANTS

CONTAMINANT (UNIT OF MEASUREMENT)	YEAR SAMPLED	MCL	MCLG	Village of Oak Park		City of Chicago		VIOLATION	TYPICAL SOURCE OF CONTAMINATION
				HIGHEST LEVEL DETECTED	RANGE OF DETECTIONS	HIGHEST LEVEL DETECTED	RANGE OF DETECTIONS		
Arsenic (ppb)	2025	10	0	N/A	N/A	0.54	ND–0.54	No	Natural erosion of rock and mineral deposits, particularly in groundwater. It is also released through human activities such as pesticide application, mining, smelting, and wood preservatives.
Barium (ppm)	2025	2	2	N/A	N/A	0.0191	0.0182– 0.0191	No	Discharge of drilling wastes; discharge from metal refineries; erosion of natural deposits
Chlorine (ppm)	2025	MRDL = 4	MRDLG = 4	1.1	1–1.3	N/A	N/A	No	Water additive used to control microbes
Combined Radium 226/228 (pCi/L)**	2/4/2020	5	0	N/A	N/A	0.95	0.83–0.95	No	Erosion of natural and man-made deposits
Gross Alpha excluding Radon and Uranium (pCi/L)**	2/4/2020	15	0	N/A	N/A	3.1	2.8–3.1	No	Erosion of natural and man-made deposits
Flouride (ppm)	2025	4	4	N/A	N/A	0.75	0.65– 0.75	No	Water additive which promotes strong teeth; erosion of natural deposits; discharge from fertilizer and aluminum factories
Haloacetic acids [HAA5] (ppb)*	2025	60	No goal for the total	18	8.6– 19	N/A	N/A	No	By-products of drinking water disinfection
Total Trihalomethanes [TTHM] (ppb)*	2025	80	No goal for the total	41	17– 60	N/A	N/A	No	By-products of drinking water disinfection
Total Coliform Bacteria (% positive samples per month)	2025	5% of monthly samples are positive	0	1.6	0–1.6	N/A	N/A	No	Naturally present in the environment
Total Nitrate & Nitrite (as Nitrogen) (ppm)	2025	10	10	N/A	N/A	0.36	0.32–0.36	No	Runoff from fertilizer use; leaching from septic tanks, sewage; erosion from natural deposits.
Nitrate (as Nitrogen) (ppm)	2025	10	10	N/A	N/A	0.36	0.32–0.36	No	Runoff from fertilizer use; leaching from septic tanks, sewage; erosion from natural deposits.
Turbidity (NTU) (Highest single measurement)	2025	TT (Limit 1 NTU)	N/A	N/A	N/A	0.29	N/A	No	Soil runoff
Turbidity %≤0.3 NTU (Lowest % of samples meeting limit)	2025	TT (Limit 95% ≤ 0.3 NTU)	N/A	N/A	N/A	Lowest Monthly %: 100%	100% to 100%	No	Soil runoff

### Tap water samples were collected for lead and copper analysis from sample sites throughout the Village of Oak Park

CONTAMINANT (UNIT OF MEASUREMENT)	YEAR SAMPLED	AL	MCLG	LEVEL DETECTED (90th%TILE)	# OF SITES ABOVE AL	VIOLATION	RANGE OF DETECTIONS	TYPICAL SOURCE OF CONTAMINATION
Copper (ppm)**	2025	1.3	1.3	0.08	0	No	0.00112 – 0.116	Corrosion of household plumbing systems; erosion of natural deposits; leaching from wood preservatives
Lead (ppb)**	2025	15	0	5.08	0	No	ND – 6.6	Corrosion of household plumbing systems; erosion of natural deposits

## UNREGULATED CONTAMINANTS (CITY OF CHICAGO RESULTS)

CONTAMINANT (UNIT OF MEASUREMENT)	YEAR SAMPLED	MCL	MCLG	HIGHEST LEVEL DETECTED	RANGE OF DETECTIONS	TYPICAL SOURCE OF CONTAMINATION
Sodium (ppm)	2025	N/A	N/A	9.10	8.67–9.10	Erosion of naturally occurring deposits; used in water softener regeneration
Sulfate (ppm)	2025	N/A	N/A	27.2	26.8–27.2	Erosion of naturally occurring deposits

**TOTAL ORGANIC CARBON (TOC):** The percentage of TOC removal was measured each month and the system met all TOC removal requirements set by IEPA.

## UNREGULATED CONTAMINANTS (OAK PARK UCMR4 RESULTS)\*\*

CONTAMINANT (UNIT OF MEASUREMENT)	YEAR SAMPLED	MCL	MCLG	AVERAGE LEVEL DETECTED	HIGHEST LEVEL DETECTED	RANGE OF DETECTIONS	TYPICAL SOURCE OF CONTAMINATION
Haloacetic Acids [HAA5] (ppb)***	2020	60	No Goal for the Total	13.23	18.02	8.42–18.02	By-products of drinking water disinfection
Haloacetic Acids [HAA6Br] (ppb)	2020	N/A	N/A	9.88	12.1	5.39–12.1	By-products of drinking water disinfection
Haloacetic Acids [HAA9] (ppb)	2020	N/A	N/A	21.96	28.02	17.02–28.02	By-products of drinking water disinfection
Quinoline (ppb)	2020	N/A	N/A	0.024	0.024	0.024	Component of coal
Manganese (ppb)****	2020	150	N/A	0.56	0.56	0.56	Erosion of natural deposits

## WATER QUALITY DATA TABLE FOOTNOTES

**Turbidity:** Turbidity is a measure of the cloudiness of the water. It is monitored because it is a good indicator of water quality and the effectiveness of the filtration system and disinfectants.

**Unregulated Contaminants:** An MCL for this contaminant has not been established by either state or federal regulations, nor has mandatory health effects language been set. The purpose of unregulated contaminant monitoring is to assist the U.S. EPA in determining the occurrence of unregulated contaminants in drinking water and whether future regulation is warranted.

**Fluoride:** Fluoride is added to the water supply to help promote strong teeth. The Illinois Department of Public Health recommends an optimal fluoride level of 0.7 mg/L, with a range of 0.6 mg/L to 0.8 mg/L.

**Sodium:** There is no state or federal MCL for sodium. Monitoring is required to provide information to consumers and health officials who have concerns about sodium intake due to dietary precautions. If you are on a sodium-restricted diet, you should consult a physician about the level of sodium in the water.

\* Data is expressed as highest Locational Running Annual Average (LRAA). The LRAA is the average of 4 consecutive quarterly results at each monitored distribution system sample site. The LRAA should not exceed 80 ppb for TTHM and 60 ppb for HAA5

\*\* Certain contaminants are sampled less frequently than once a year because the concentrations of these contaminants do not change frequently. Some of our data, though accurate, is more than one year old. Compliance monitoring for lead and copper is conducted every 3 years. Radiochemical contaminant monitoring is conducted by the City of Chicago every 6 years

\*\*\* Regulated HAAs (HAA5) were included in UCMR4's monitoring program to gain a better understanding of co-occurrence with currently unregulated disinfection by-products.

\*\*\*\* Manganese: This contaminant is only regulated by the State EPA; a federal MCL does not exist.

## UNITS OF MEASUREMENT

**NTU:** Nephelometric Turbidity Unit

**ppb (ug/L):** Parts per billion, or micrograms per liter — or one ounce in 7,350,000 gallons of water

**ppm (mg/L):** Parts per million, or milligrams per liter — or one ounce in 7,350 gallons of water)

**%≤0.3 NTU:** Percent of samples less than or equal to 0.3 NTU

**pCi/L:** Picocuries per liter (a measure of radioactivity)

## DEFINITION OF TERMS

**Action Level (AL):** The concentration of a contaminant which, if exceeded, triggers treatment or other requirements which a water system must follow.

**Highest Level Detected:** This column represents the highest single sample reading of a contaminant of all the samples collected in the CCR calendar year, except where a specific date is indicated.

**Maximum Contaminant Level Goal (MCLG):** The level of a contaminant in drinking water below which there is no known or expected risk to health. MCLGs allow for a margin of safety.

**Maximum Contaminant Level (MCL):** The highest level of a contaminant that is allowed in drinking water. MCLs are set as close to the MCLGs as feasible using the best available treatment technology.

**Maximum Residual Disinfectant Level Goal (MRDLG):** The level of a drinking water disinfectant below which there is no known or expected risk to health. MRDLGs do not reflect the benefits of the use of disinfectants to control microbial contaminants.

**Maximum Residual Disinfectant Level (MRDL):** The highest level of a drinking water disinfectant allowed in drinking water. There is convincing evidence that addition of a disinfectant is necessary for control of microbial contaminants.

**N/A:** Not applicable

**ND:** Contaminant not detected at or above the reporting or testing limit.

**Range of Detections:** This column represents a range of individual sample results, from lowest to highest that were collected during the CCR calendar year.

**Treatment Technique (TT):** A required process intended to reduce the level of a contaminant in drinking water.

**Year Sampled:** Some contaminants are sampled less frequently than once a year; as a result, not all contaminants were sampled for during the CCR calendar year. If any of these contaminants were detected the last time they were sampled for, they are included in the table along with the date that the detection occurred.



The Village of Oak Park  
Village Hall  
123 Madison Street  
Oak Park, Illinois 60302  
[www.oak-park.us](http://www.oak-park.us)

708.358.5700  
[publicworks@oak-park.us](mailto:publicworks@oak-park.us)