

**SECTION 00 91 03
ADDENDUM NO. 3**

DATE: DECEMBER 03, 2025

PROJECT: VILLAGE HALL AV IMPROVEMENTS
123 MADISON STREET
OAK PARK, ILLINOIS 60302

PROJECT NO: 24-475-1560

OWNER: VILLAGE OF OAK PARK
123 MADISON STREET
OAK PARK, ILLINOIS 60302

TO: PROSPECTIVE BIDDERS / PLAN HOLDERS OF RECORD

THIS ADDENDUM FORMS A PART OF THE CONTRACT DOCUMENTS AND MODIFIES THE BIDDING DOCUMENTS DATED JULY 31, 2025, WITH AMENDMENTS AND ADDITIONS NOTED BELOW. ACKNOWLEDGE RECEIPT OF THIS ADDENDUM IN THE SPACE PROVIDED IN THE BID FORM. FAILURE TO DO SO MAY SUBJECT THE BIDDER TO DISQUALIFICATION.

THIS ADDENDUM SECTION IS FOUR (4) PAGES AND INCLUDES THE FOLLOWING ATTACHMENTS:

Specification Section 00 31 13 (One (1) page).

Drawings TA-020.02, TA-102, TA-400, TA-401, TA-501, TA-900, TA-901 and TA-910 (Eight (8) pages).

Total Thirteen (13) Pages

REVISED DATES FOR FINAL QUESTIONS AND FINAL ADDENDUM

1.01 FINAL QUESTIONS DEADLINE

A. Final questions must be submitted by 12:00 p.m. on Wednesday, December 10, 2025.

1.02 FINAL ADDENDUM ISSUANCE

A. The final addendum will be issued by end of day on Monday, December 15, 2025.

CHANGES TO FRONT END DOCUMENTS

2.01 CHANGES TO BIDDING REQUIREMENTS

A. SECTION 00 31 13 - PRELIMINARY SCHEDULE

1. Delete this Section in its entirety and replace with revised Section 00 31 13 - Preliminary Schedule (attached).

CHANGES TO THE DRAWINGS

3.01 AUDIOVISUAL

A. DRAWING TA-020.02 - AUDIOVISUAL - DEVICE SCHEDULE - LARGE CONFERENCE 101 – 2

1. Delete this Drawing in its entirety and replace with revised Drawing TA-020.02 - Audiovisual - Device Schedule - Large Conference 101 – 2. See the attached drawing with revisions clouded.

B. DRAWING TA-102 - AUDIOVISUAL - 2ND FLOOR OVERALL PLAN

1. Delete this Drawing in its entirety and replace with revised Drawing TA-102 - Audiovisual - 2nd Floor Overall Plan. See the attached drawing with revisions clouded.

C. DRAWING TA-400 - AUDIOVISUAL - ENLARGEMENT PLANS - LARGE CONFERENCE 101

1. Delete this Drawing in its entirety and replace with revised Drawing TA-400 - Audiovisual - Enlargement Plans - Large Conference 101. See the attached drawing with revisions clouded.

D. DRAWING TA-401 - AUDIOVISUAL - ENLARGEMENT PLANS - LARGE CONFERENCE 101

1. Delete this Drawing in its entirety and replace with revised Drawing TA-401 - Audiovisual - Enlargement Plans - Large Conference 101. See the attached drawing with revisions clouded.

E. DRAWING TA-501 - AUDIOVISUAL - SCREEN VIEWING ANALYSIS - LARGE CONFERENCE 101

1. Delete this Drawing in its entirety and replace with revised Drawing TA-501 - Audiovisual - Screen Viewing Analysis - Large Conference 101. See the attached drawing with revisions clouded.

F. DRAWING TA-900 - AUDIOVISUAL - FUNCTIONAL DIAGRAM - AUDIO - LARGE CONFERENCE 101

1. Delete this Drawing in its entirety and replace with revised Drawing TA-900 - Audiovisual - Functional Diagram - Audio - Large Conference 101. See the attached drawing with revisions clouded.

G. DRAWING TA-901 - AUDIOVISUAL - FUNCTIONAL DIAGRAM - VIDEO - LARGE CONFERENCE 101

1. Delete this Drawing in its entirety and replace with revised Drawing TA-901 - Audiovisual - Functional Diagram - Video - Large Conference 101. See the attached drawing with revisions clouded.

H. DRAWING TA-910 - AUDIOVISUAL - FUNCTIONAL DIAGRAM - CONFERENCE ROOMS 102, 124, 130 & 215

1. Delete this Drawing in its entirety and replace with revised Drawing TA-910 - Audiovisual - Functional Diagram - Conference Rooms 102, 124, 130 & 215. See the attached drawing with revisions clouded.

BIDDER QUESTIONS AND RESPONSES

4.01 QUESTION 1:

Question: What are the sizes for cutouts of the AV components?

Response: This is to be coordinated with the Contractors / Sub-Contractors and manufacturer as part of the construction process. In our opinion, this does not have an impact on the pricing of the work.

4.02 QUESTION 2:

Question: What exact size cut out for the areas that need blocking?

Response: See response to Question 1 above.

4.03 QUESTION 3:

Question: Partition on mezzanine: Please specify thickness of drywall for back side.

Response: 5/8"

4.04 QUESTION 4: LARGE CONFERENCE ROOM 101 - PLATFORM FOR CREDENZA:

Question 4A: What gauge angle and size for the framing?

Response 4A: 20 GA, 1 1/2 x 1 1/2

Question 4B: Will the vent cover be owner-furnished?

Response 4B: Floor vent is existing. Front louver is to be supplied by Contractor, not Owner.

Question 4C: Is the steel cover supplied for the end of the floor vent? [Typ. 5.535]

Response 4C: We do not understand this question.

4.05 QUESTION 5: LARGE CONFERENCE ROOM 101 - LIGHTING LINEAR FELT BAFFLE SUSPENDED SYSTEM GRID [TYP. 26.510]

Question 5A: Need installation print for that.

Response 5A: This will be provided by the Electrical Sub-Contractor as part of the construction submittal process.

Question 5B: Is it pre-made and needs assembly?

Response 5B: We assume a mix of pre-assembled and field assembly will be required.

Question 5C: How is it mounted to ceiling?

Response 5C: This will need to be identified as part of the submittal process during construction.

Question 5D: Does it come with installation hardware?

Response 5D: Contact the manufacturer of the lighting system.

Question 5F: Acoustical panel specification for preferred installation method

Response 5F: Refer to Specification Section 09 84 30 and manufacturer's instructions.

4.06 QUESTION 6:

Question: Drawing TA-910 is blank so there are no signal flow drawings for the Small Conference Rooms; we need the information from these drawings in order to provide a quote for the four Small Conference Rooms. Please advise.

Response: Drawing TA-910 has been revised and reissued as a part of this addendum

4.07 QUESTION 7:

Question: Drawing TA-901 is labeled Video Signal Flow but it contains the identical content shown in drawing TA-900, labeled Audio Signal Flow. We need the information that was intended for TA-901 in order to provide a quote for Large Conference Room 101. Please advise.

Response: Drawings TA-900 and TA-901 have been revised and reissued as a part of this addendum.

4.08 QUESTION 8:

Question: We have not suggested any product substitutions. In the event that a specified device has been discontinued by the manufacturer, we are including in our quote its direct replacement as recommended by the manufacturer. Please confirm that this is acceptable.

Response: The AV Consultant does not object to including a manufacturer-recommended replacement if a specified device has been discontinued. However, this does not replace the required alternate product substitution process. Any products determined to be no longer available during shop drawing development must be identified, and alternate product information must be submitted for review and approval per the specifications. No substitution is considered approved until written approval is granted by the consultant.

END OF DOCUMENT

**SECTION 00 31 13
PRELIMINARY SCHEDULE**

1.01 GENERAL

- A. The following represents the preliminary construction schedule for the Work. This schedule is the current estimate of the Owner to be used for purposes of bidding. All Bidders shall include the costs of all overtime, double-shift, or so-called "premium" time that may be necessary to meet this milestone.

1.02 PRELIMINARY SCHEDULE [ADDENDUM NO. 3]

- A. Award of Contract: ~~September 16, 2025~~ ***Anticipated January 2026***
- B. Commencement of Construction: ~~September 22, 2025~~ ***June 2026 anticipated for on-site activities. The expectation is that submittals are prepared and equipment ordered within the first 30 days after award of the Contract. Final date to begin on-site activities to be coordinated with the Owner.***
- C. Substantial Completion: ~~February 27, 2025~~ ***Anticipated December 30, 2026***

END OF DOCUMENT

CEILING LOUDSPEAKER MODEL NUMBER CHANGED AND NOTE ABOUT
ADDITIONAL CEILING SUPPORTS ADDED.

[illegible]

JOB NO. VILLOP#22368.10
DRAWN TDSi
CHECKED TDSi
APPROVED TDSi

SHEET TITLE
AUDIOVISUAL -DEVICE
SCHEDULE - LARGE
CONFERENCE 101-2

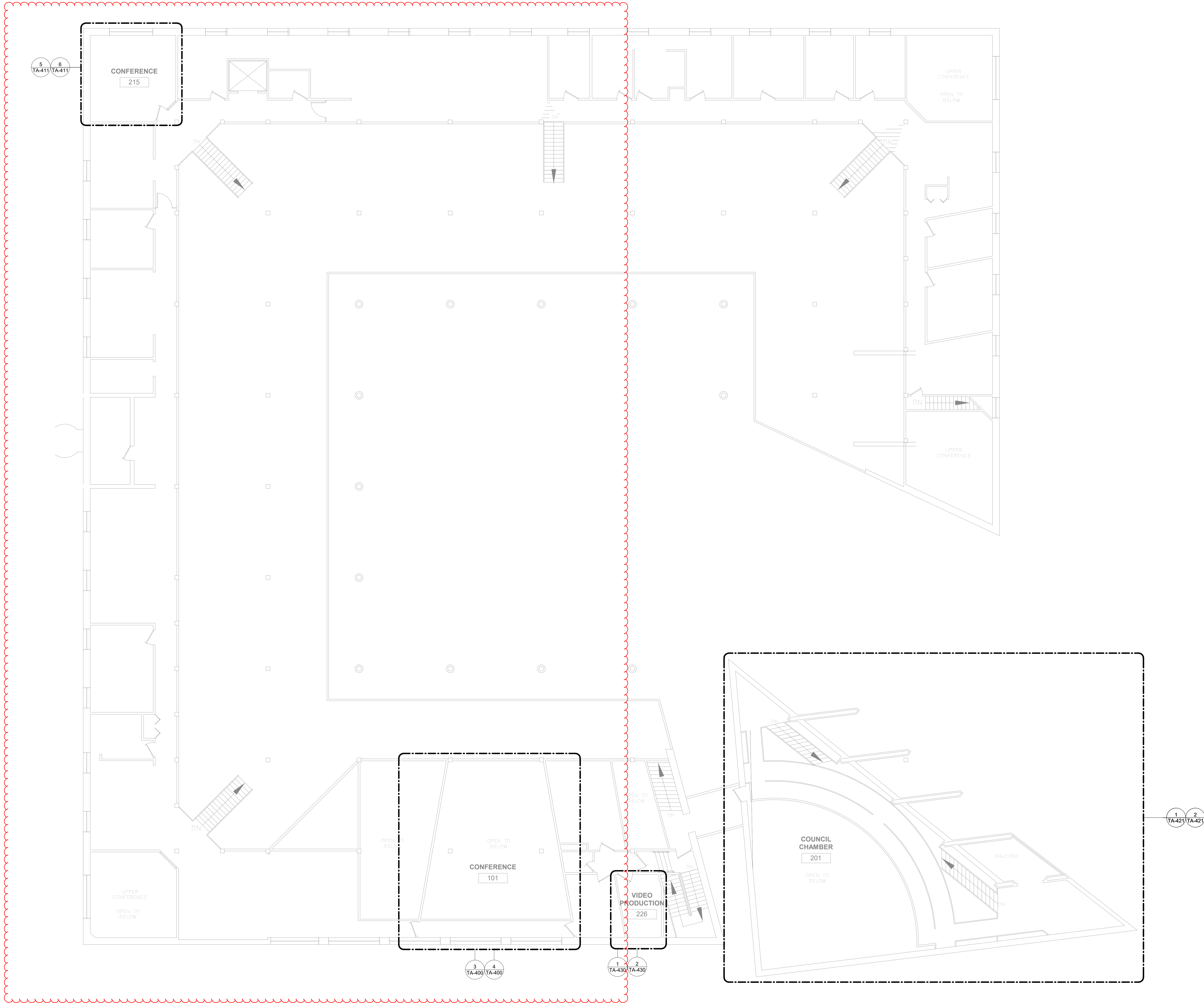
~~SHEET NUMBER~~

TA-020.02

VILLAGE HALL AV RENOVATION

123 MADISON ST, OAK
PARK, IL 60302

PARK, IL 60302



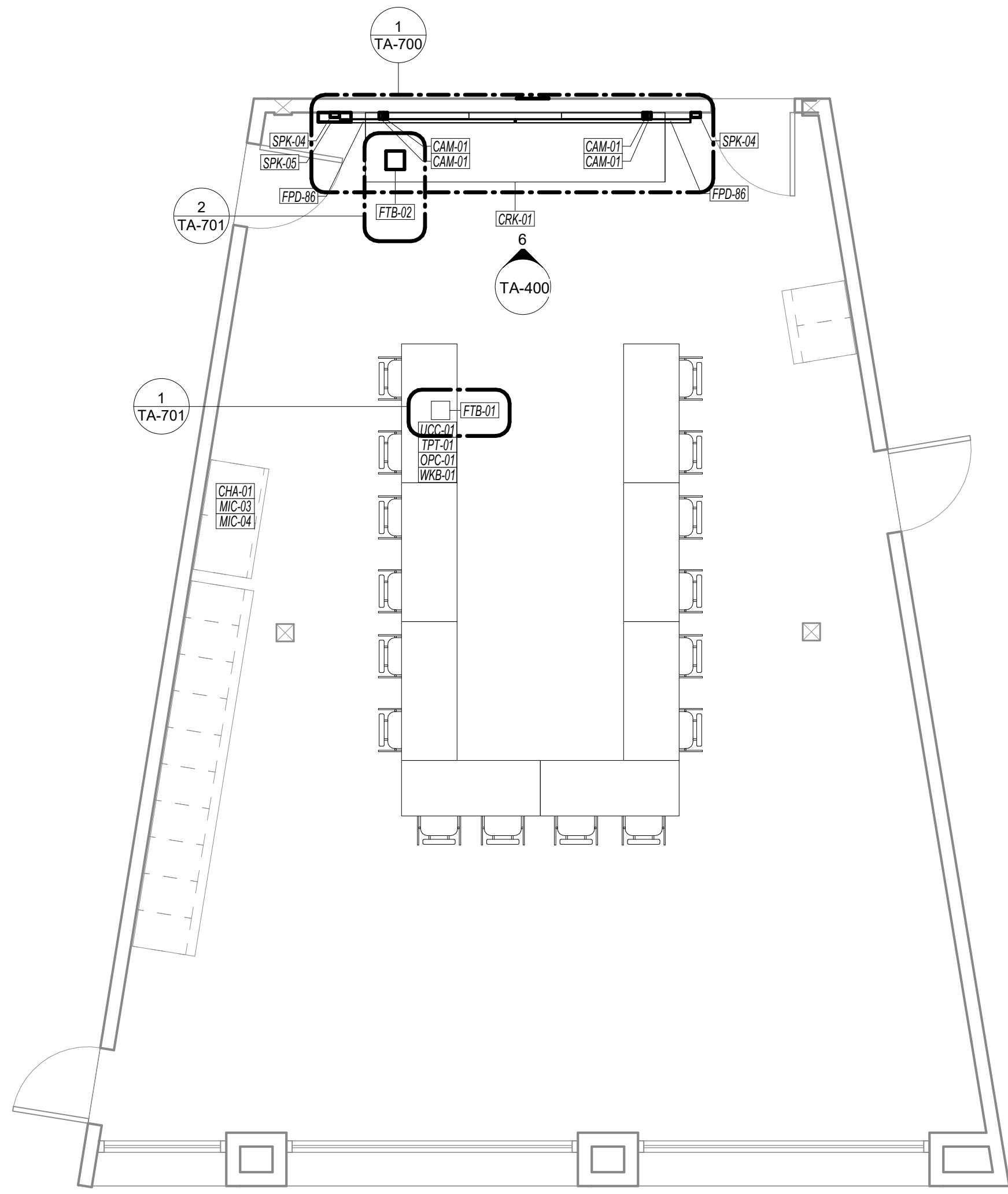
1 AUDIOVISUAL - LEVEL 2 OVERALL PLAN
1/8" = 1'-0"

[illegible]

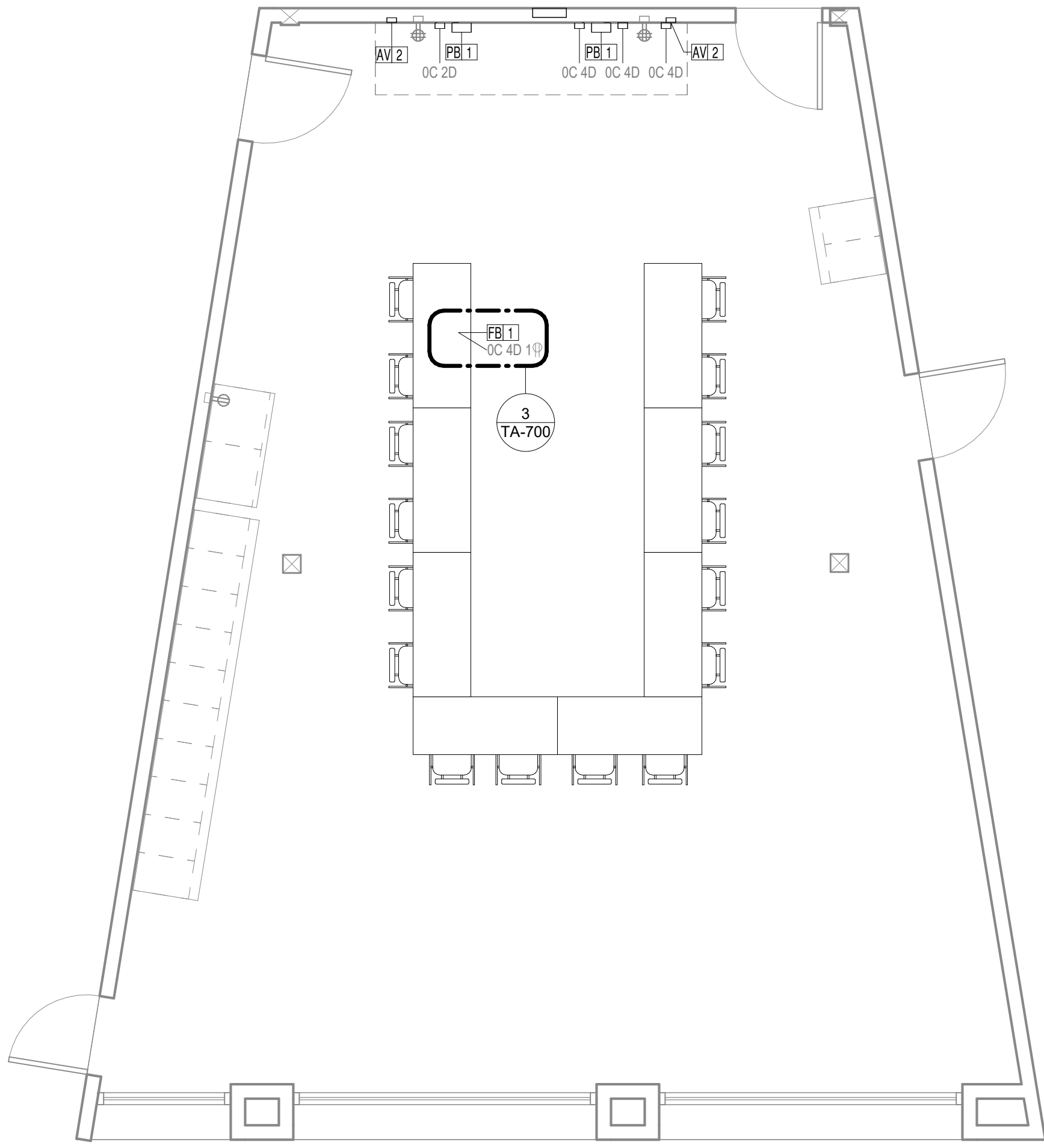
TA-102

VILLAGE HALL AV RENOVATION
123 MADISON ST, OAK
PARK, IL 60302

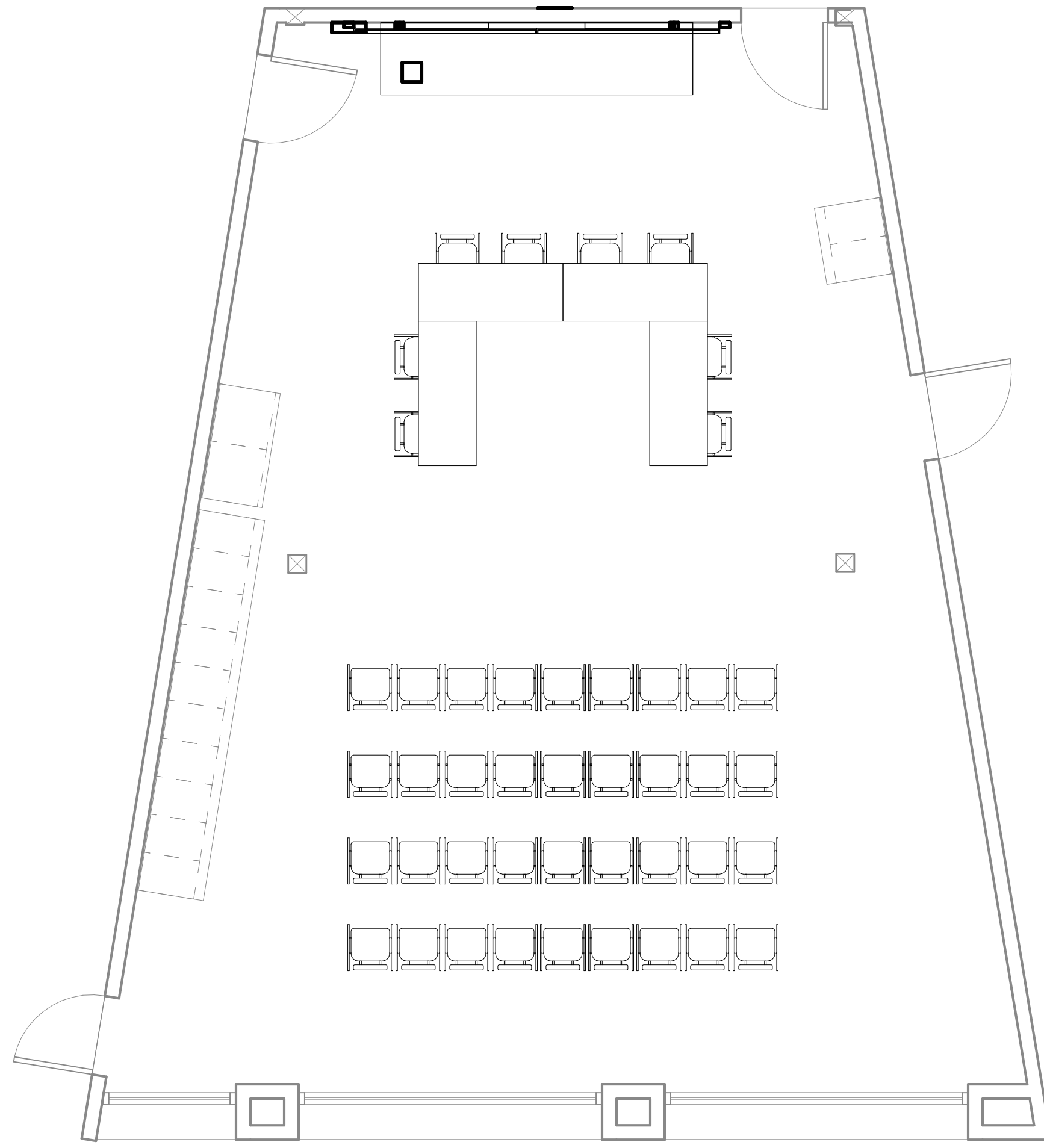
ISSUED	Description
No.	Date
1	10/1/2025
100% CONSTRUCTION DOCUMENTS	
JOB NO. VILLOP#22368.10	
DRAWN	TDSi
CHECKED	TDSi
APPROVED	TDSi
SHEET TITLE	
AUDIOVISUAL - ENLARGEMENT PLANS - LARGE CONFERENCE 101	
SHEET NUMBER	
TA-400	



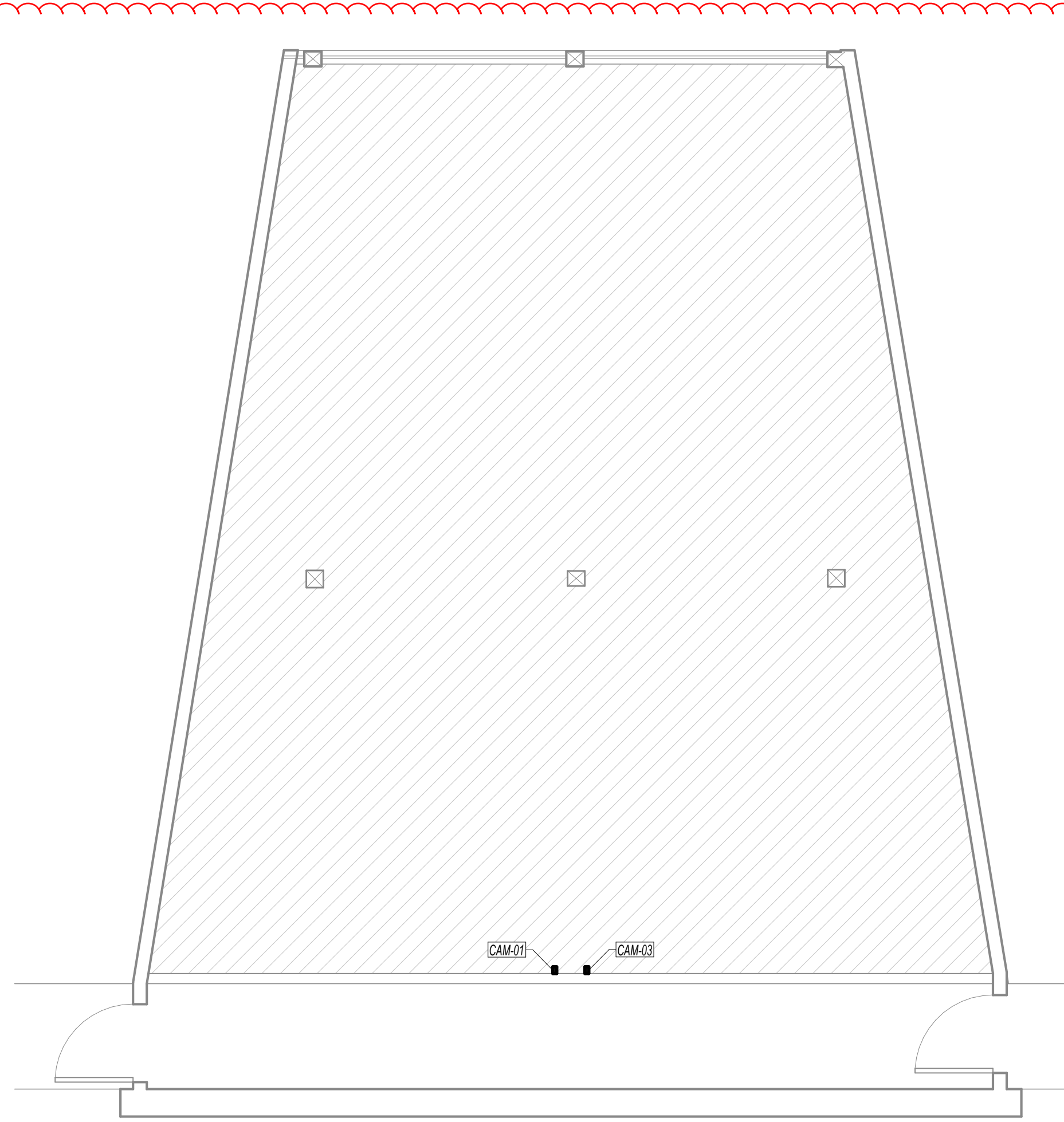
1 AUDIOVISUAL - ENLARGEMENT PLAN - EQUIPMENT - CONFERENCE 101
1/4" = 1'-0"



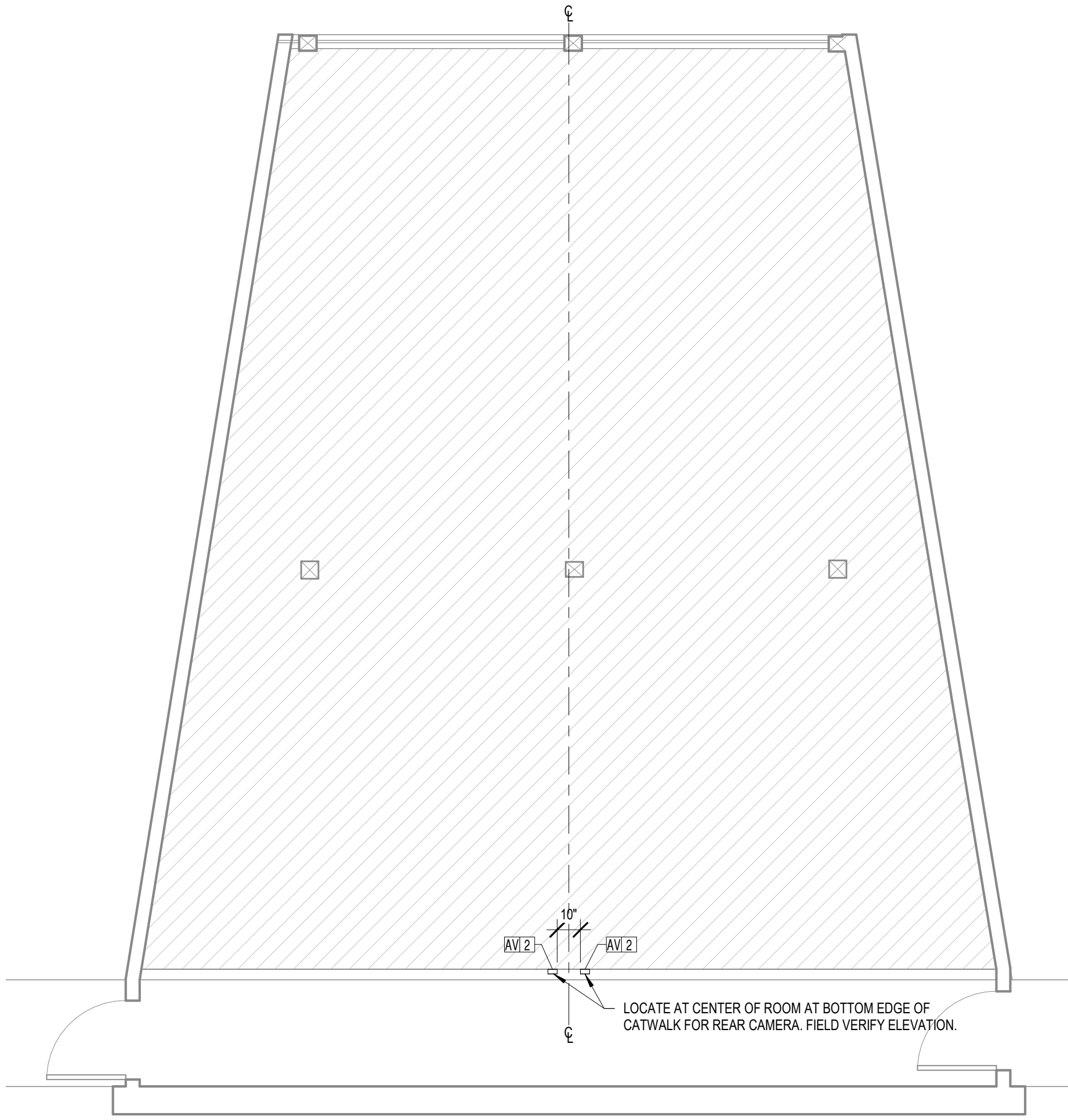
2 AUDIOVISUAL - ENLARGEMENT PLAN - INFRASTRUCTURE - CONFERENCE 101
1/4" = 1'-0"



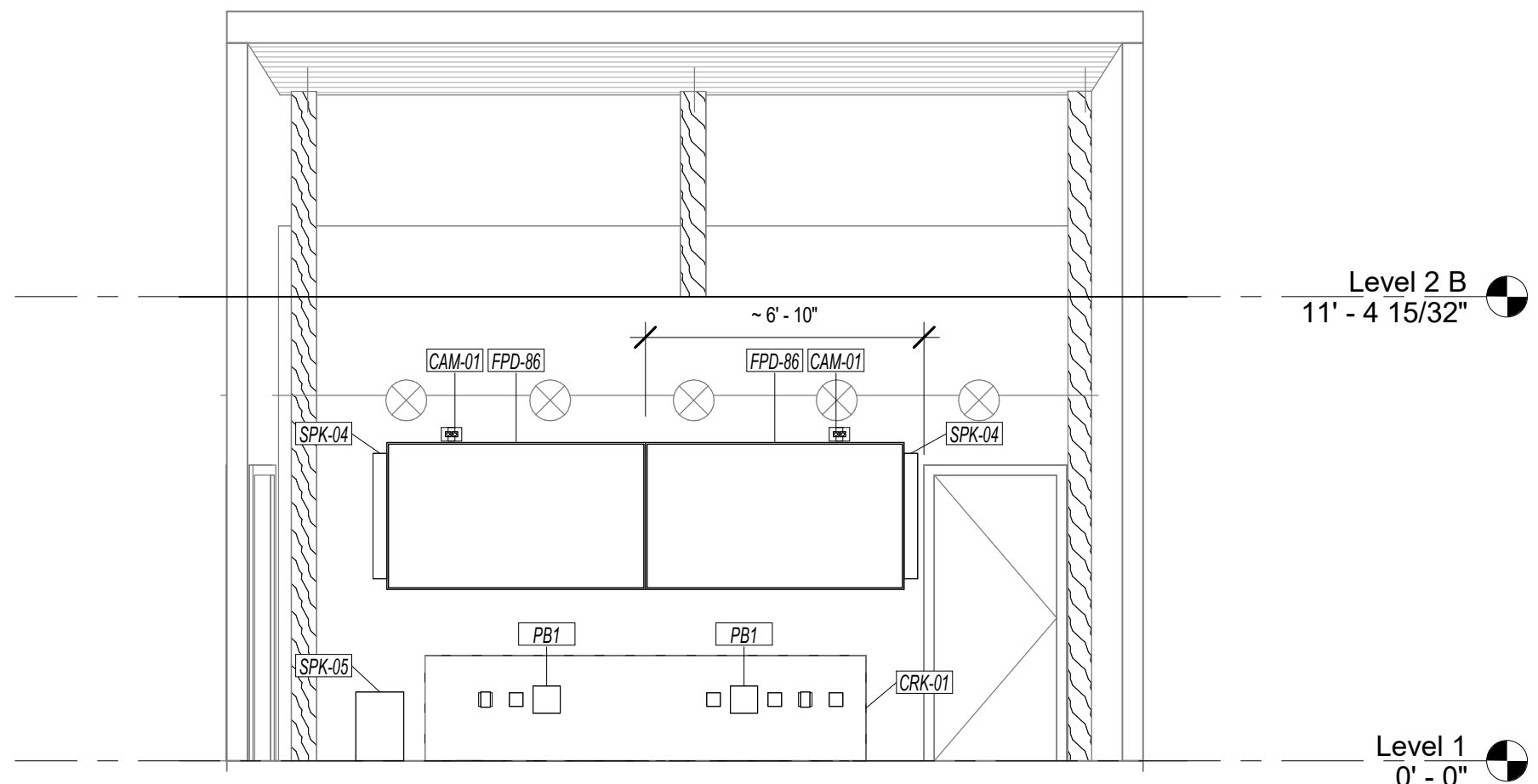
5 AUDIOVISUAL - ENLARGEMENT PLAN - ALTERNATE FURNITURE LAYOUT - CONFERENCE 101
1/4" = 1'-0"



3 AUDIOVISUAL - ENLARGEMENT PLAN - EQUIPMENT - CONFERENCE 101 MEZZ
1/4" = 1'-0"



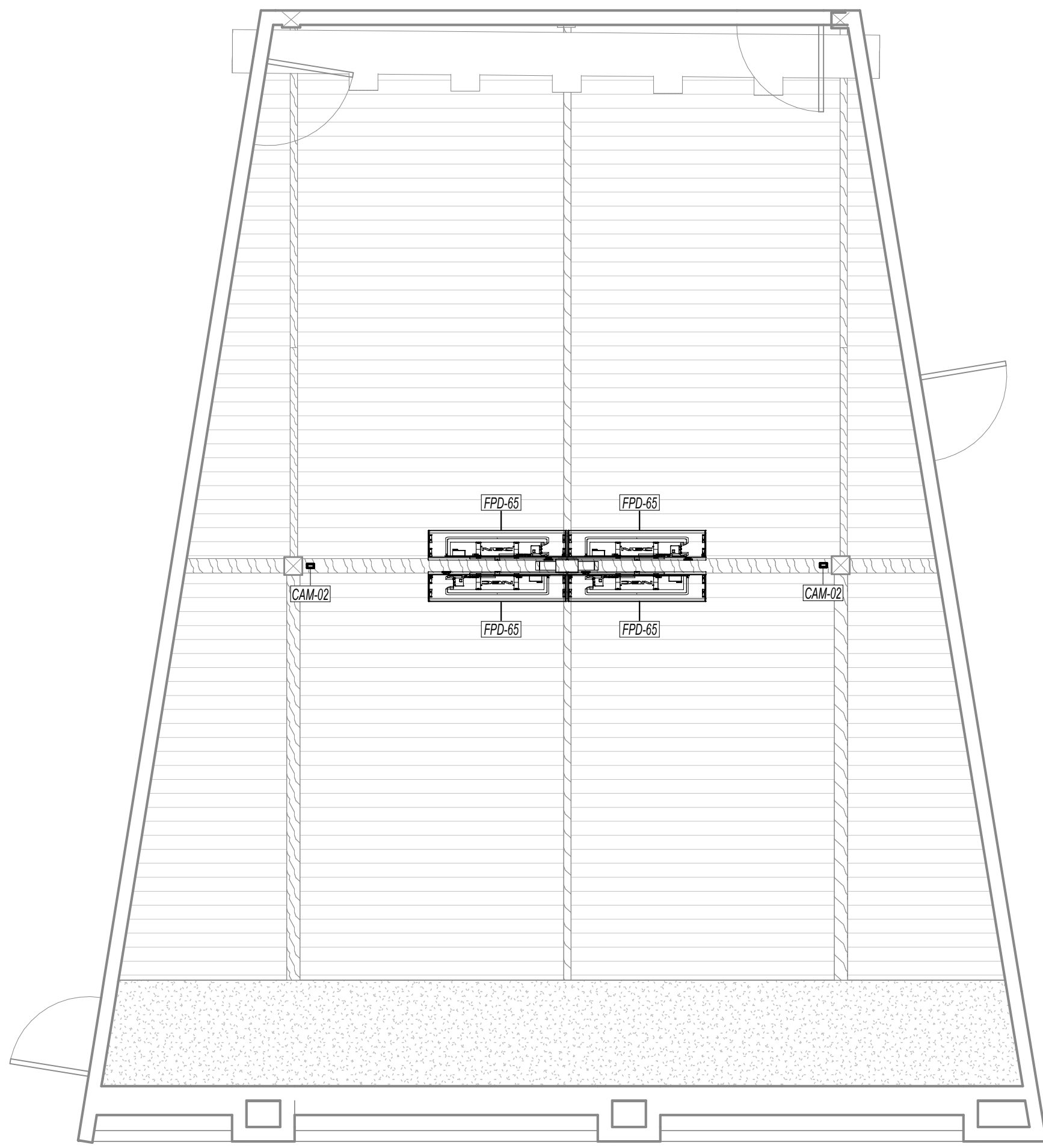
4 AUDIOVISUAL - ENLARGEMENT PLAN - INFRASTRUCTURE - CONFERENCE 101 MEZZ
1/4" = 1'-0"



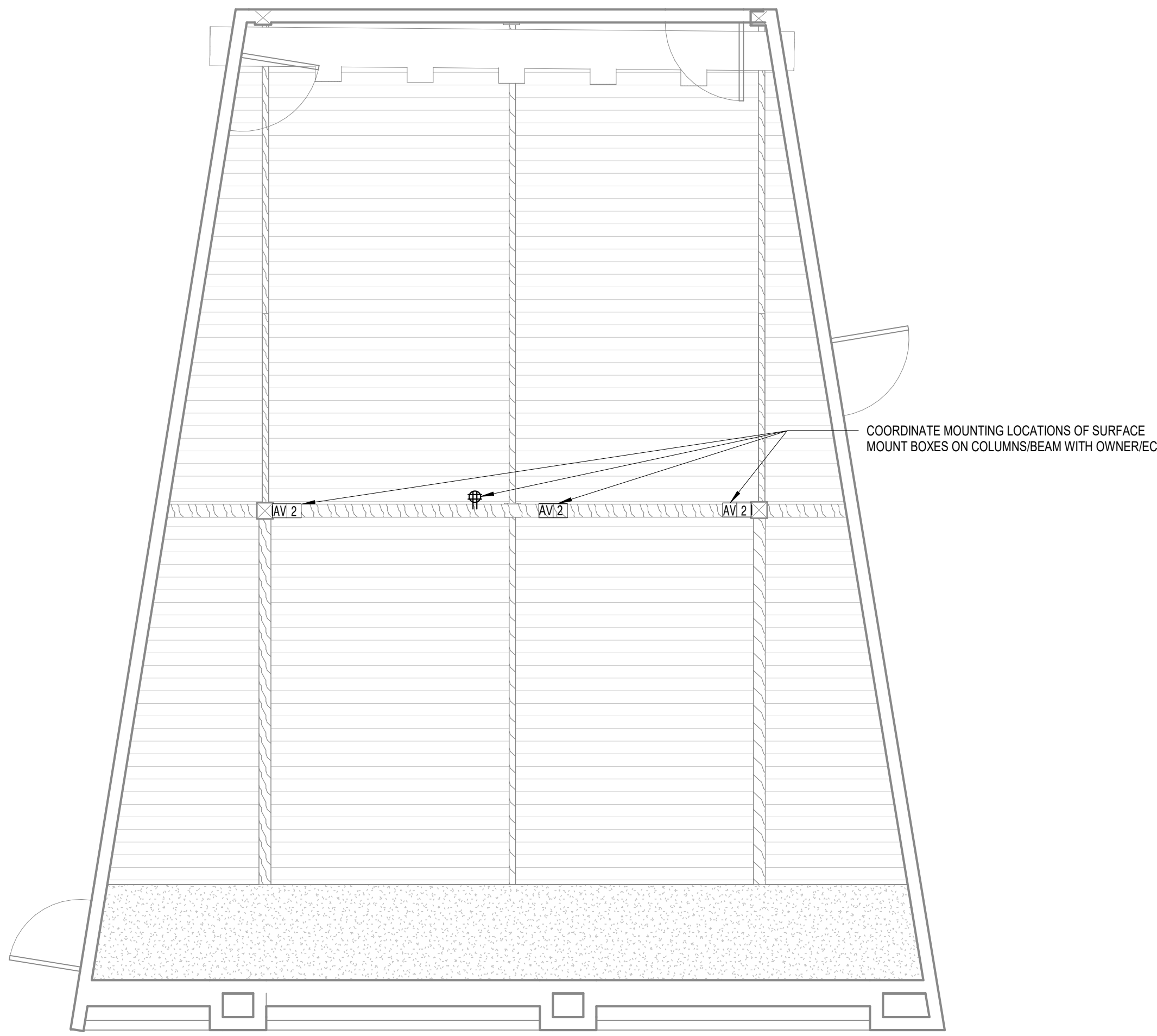
6 AUDIOVISUAL - FRONT ELEVATION - CONFERENCE 101
1/4" = 1'-0"

0' 4' 8' 16' 32'
SCALE: 1/8" = 1'-0"

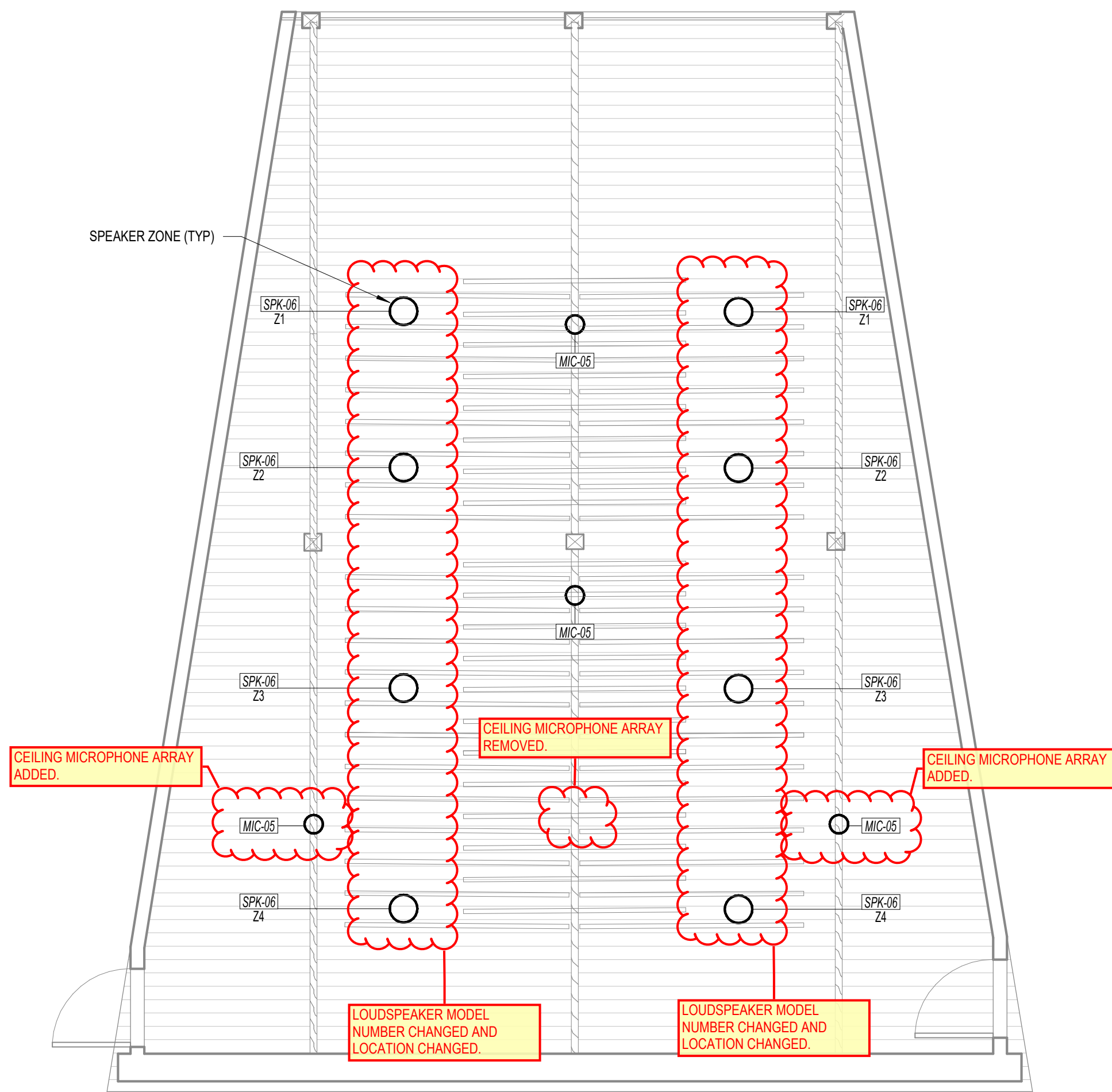
VILLAGE HALL AV RENOVATION
123 MADISON ST, OAK
PARK, IL 60302



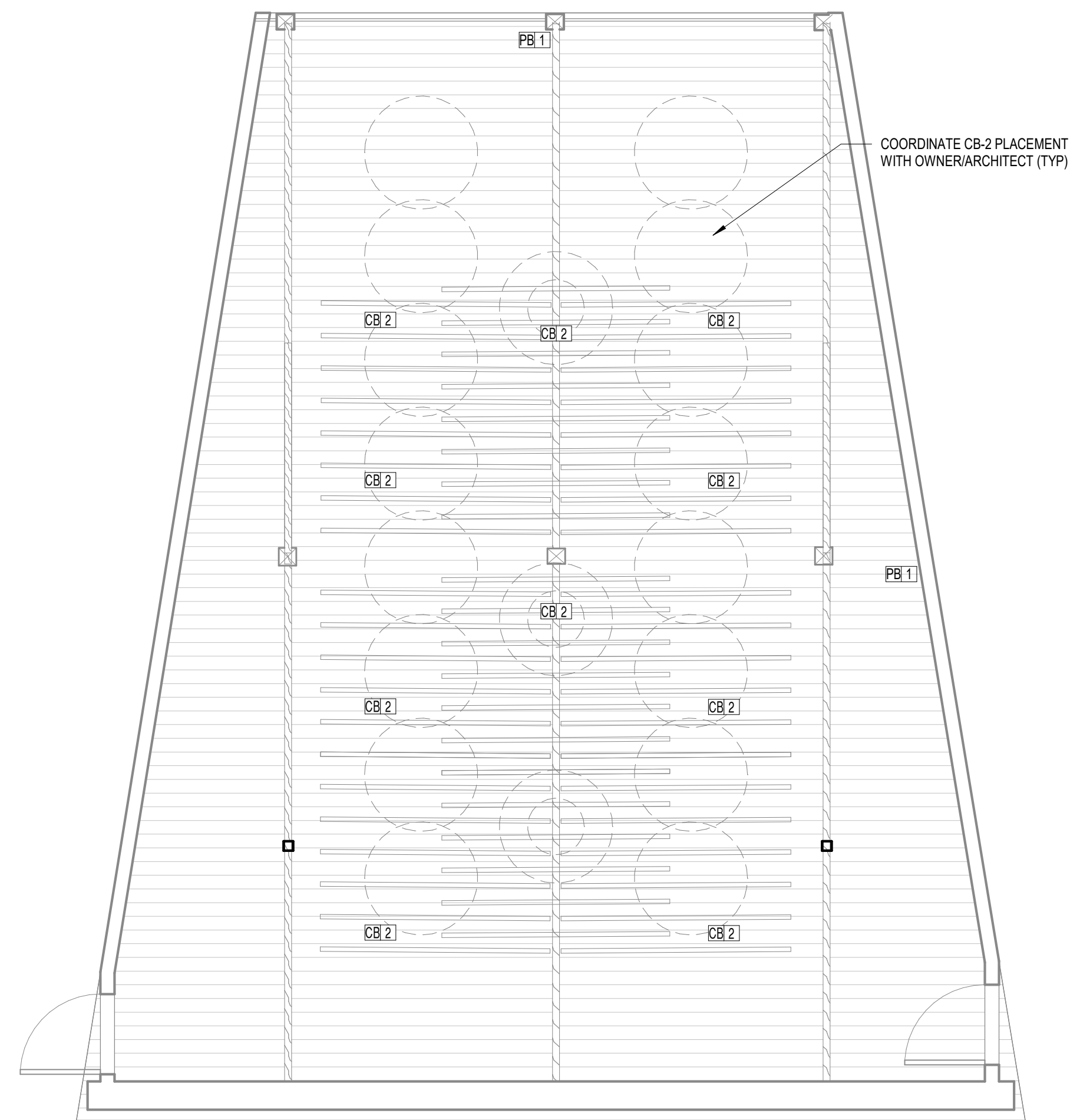
① AUDIOVISUAL - ENLARGEMENT BEAM PLAN - EQUIPMENT - CONFERENCE 101
1/4" = 1'-0"



② AUDIOVISUAL - ENLARGEMENT RCP - INFRASTRUCTURE - CONFERENCE 101
1/4" = 1'-0"



③ AUDIOVISUAL - ENLARGEMENT RCP - EQUIPMENT - CONFERENCE 101 MEZZ
1/4" = 1'-0"



④ AUDIOVISUAL - ENLARGEMENT RCP - INFRASTRUCTURE - CONFERENCE 101 MEZZ
1/4" = 1'-0"

ISSUED	Description
No.	Date
1	10/1/2020
2	
3	
4	
5	
6	
7	
8	
9	
10	
11	
12	
13	
14	
15	
16	
17	
18	
19	
20	

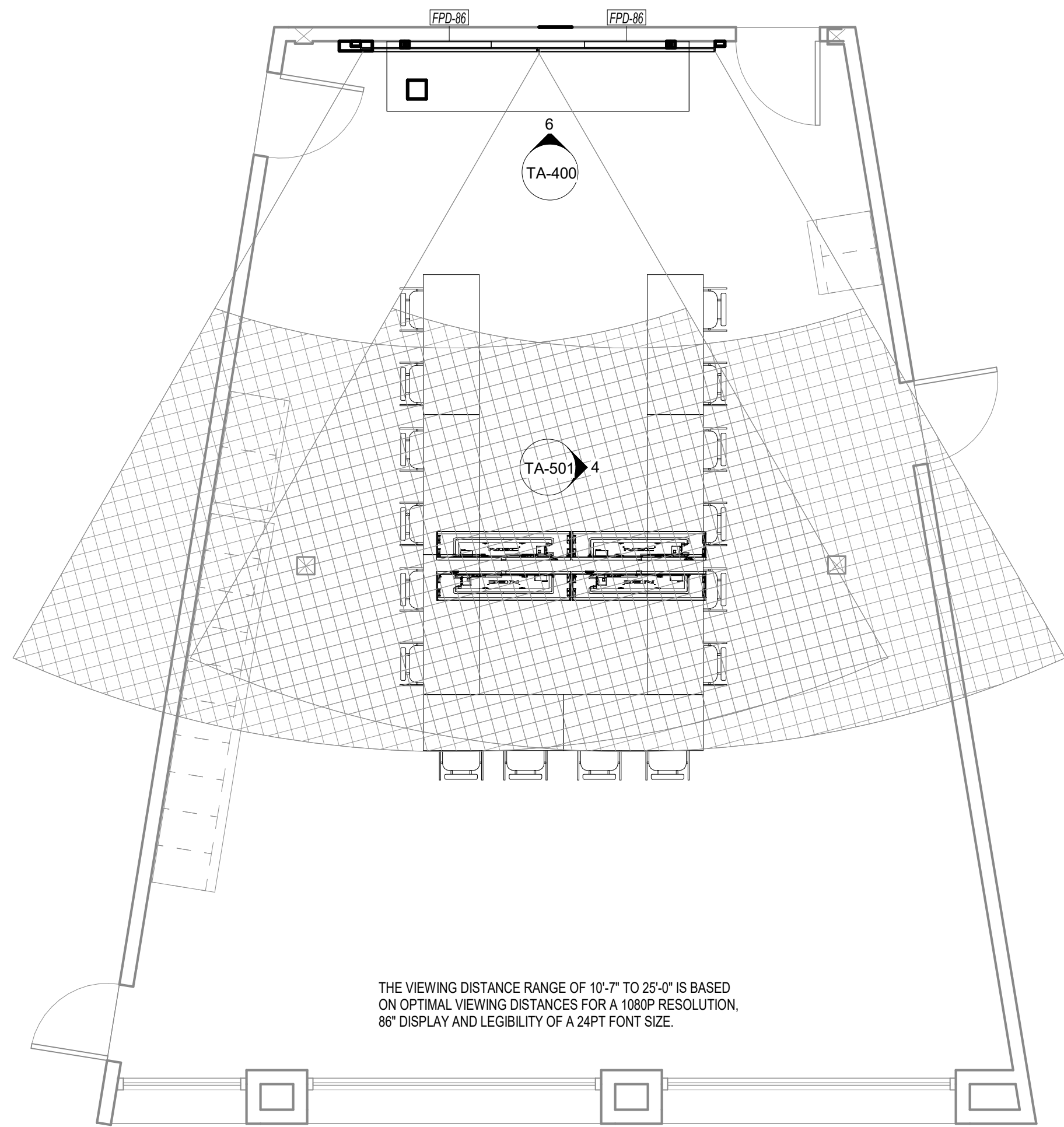
JOB NO. VILLOP#22368.10
DRAWN Author
CHECKED Checker
APPROVED Approver

SHEET TITLE
AUDIOVISUAL - ENLARGEMENT
PLANS - LARGE CONFERENCE
101

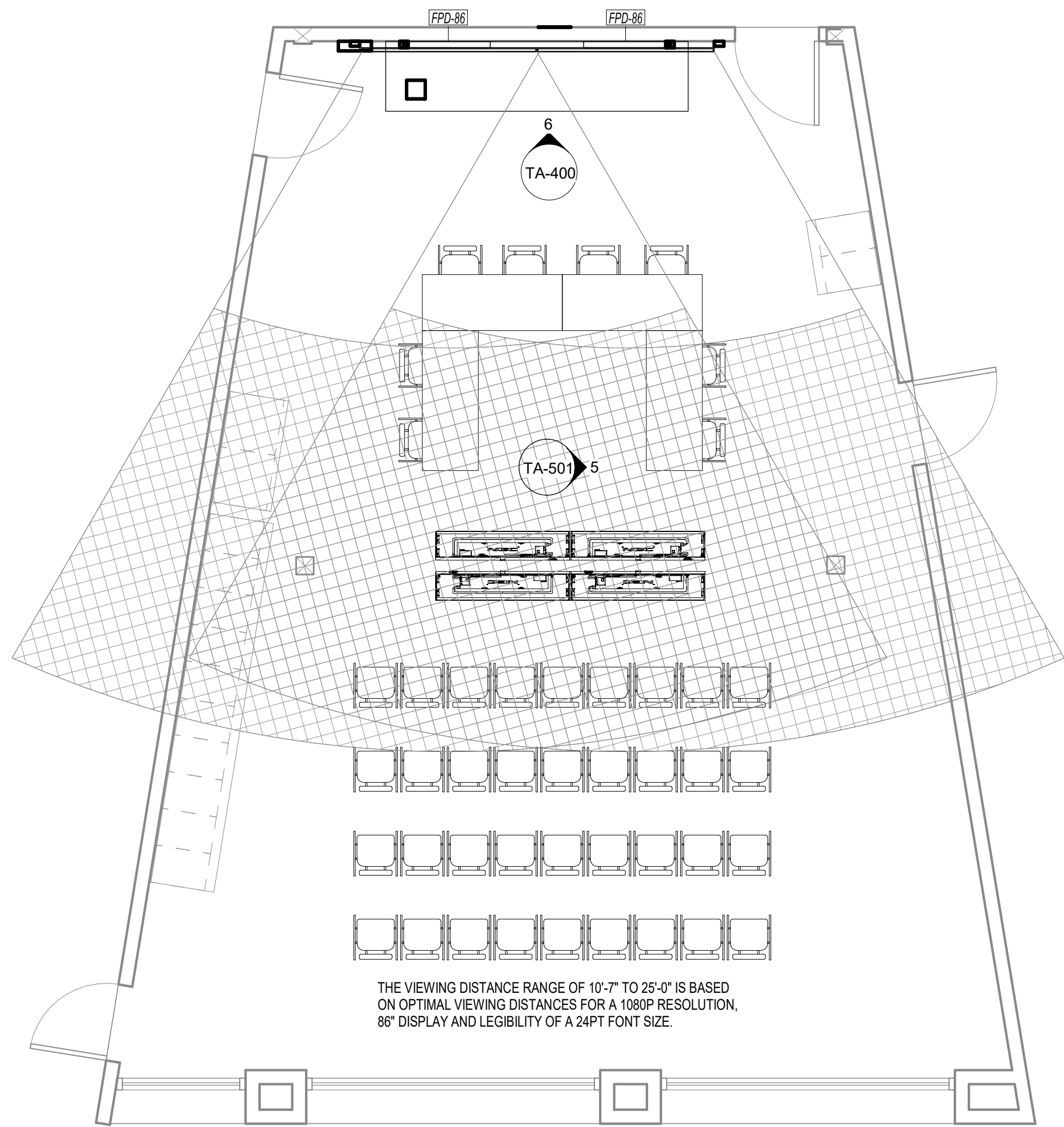
SHEET NUMBER

TA-401

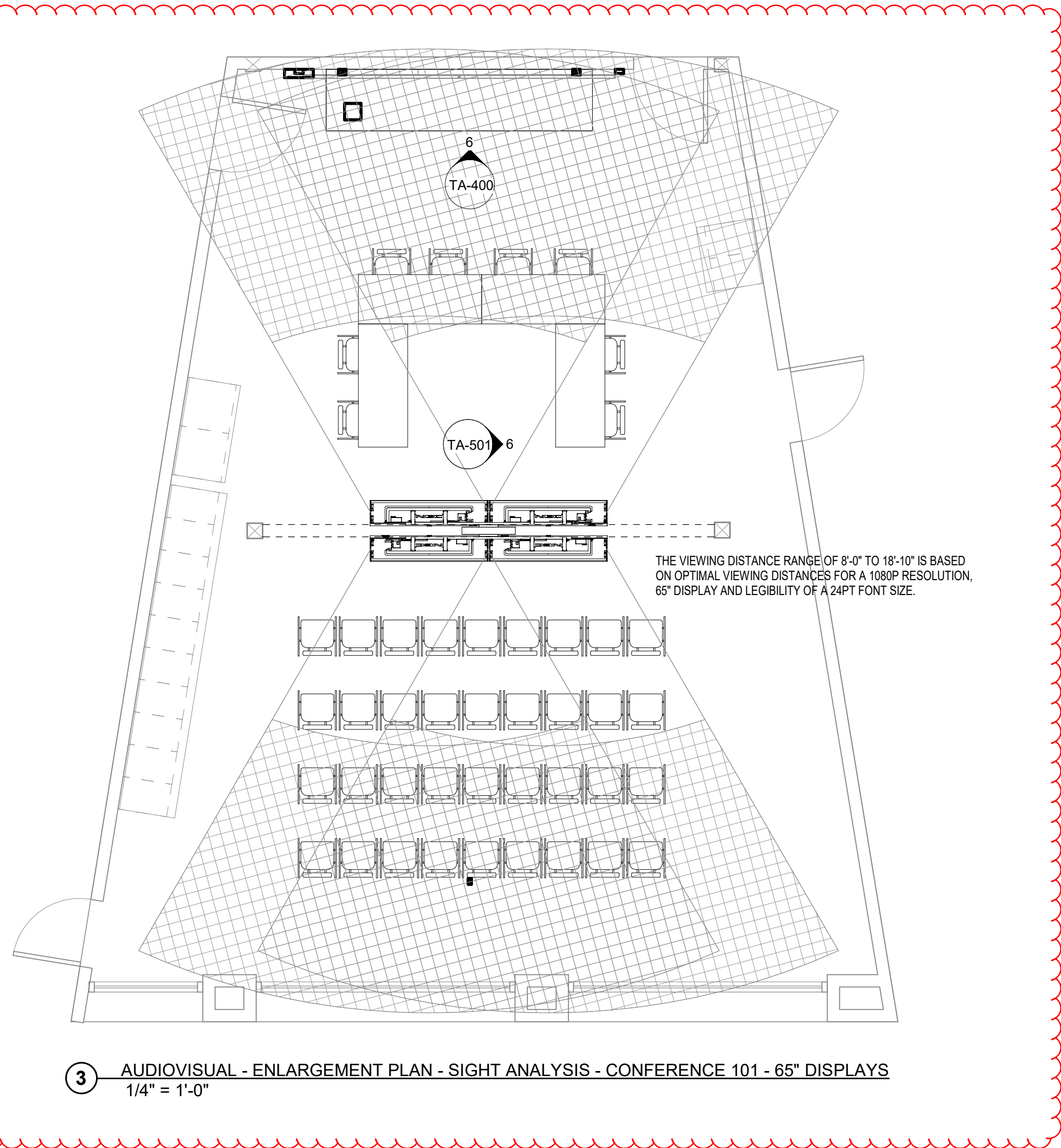
VILLAGE HALL AV RENOVATION
123 MADISON ST, OAK
PARK, IL 60302



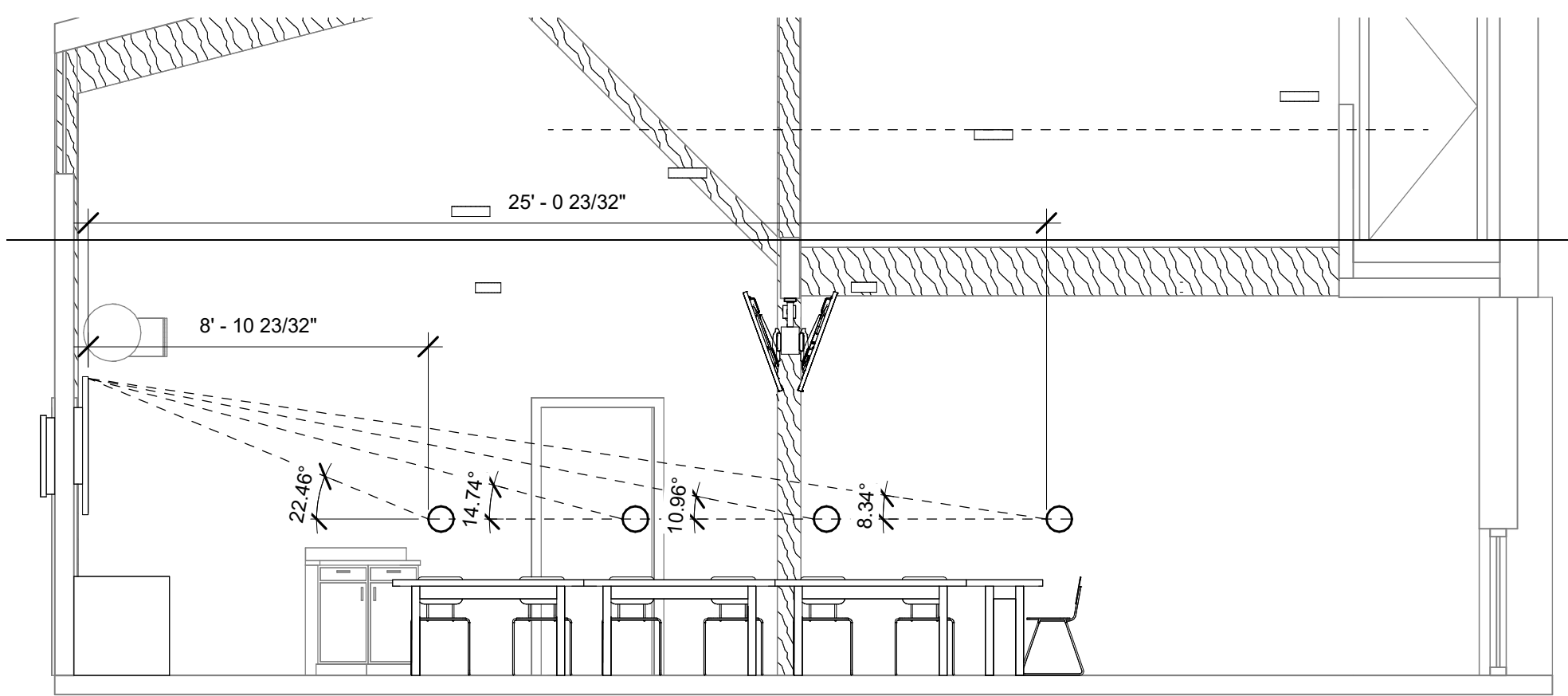
1 AUDIOVISUAL - ENLARGEMENT PLAN - SIGHT ANALYSIS - CONFERENCE 101 - PRIMARY 86" DISPLAYS
1/4" = 1'-0"



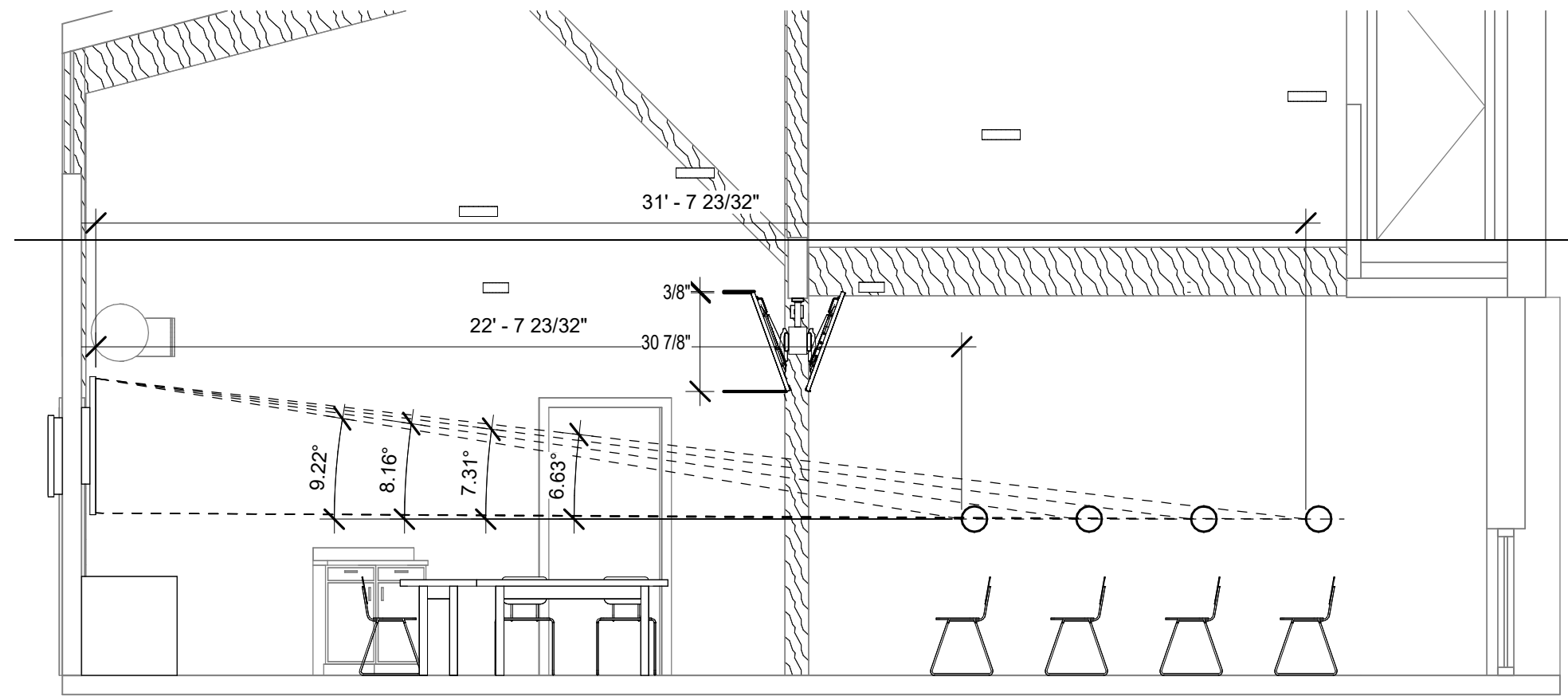
2 AUDIOVISUAL - ENLARGEMENT PLAN - SIGHT ANALYSIS - CONFERENCE 101 - PRIMARY 86" DISPLAYS
1/4" = 1'-0"



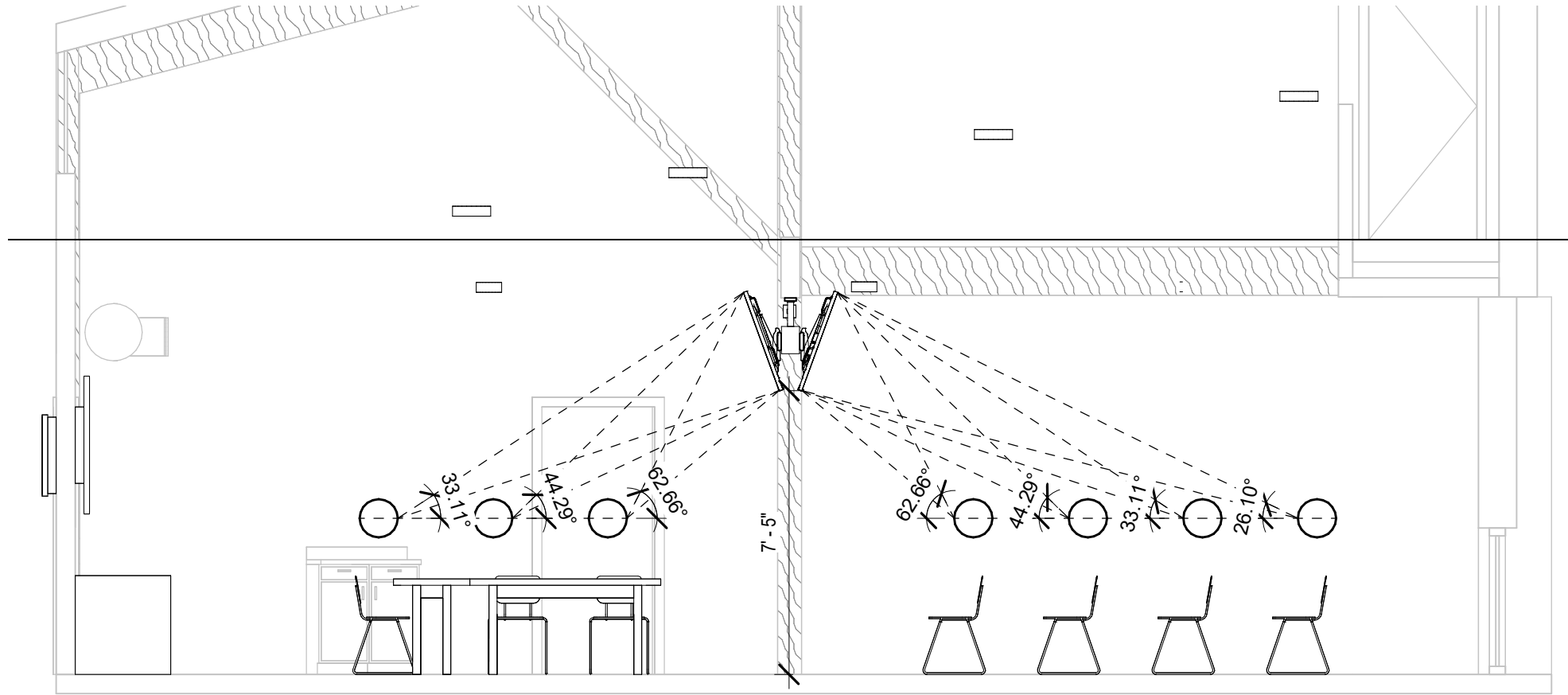
3 AUDIOVISUAL - ENLARGEMENT PLAN - SIGHT ANALYSIS - CONFERENCE 101 - 65" DISPLAYS
1/4" = 1'-0"



4 AUDIOVISUAL - ELEVATION - SIGHT ANALYSIS - CONFERENCE 101 - PRIMARY 86" DISPLAYS
1/4" = 1'-0"



5 AUDIOVISUAL - ELEVATION - SIGHT ANALYSIS - CONFERENCE 101 - PRIMARY 86" DISPLAYS
1/4" = 1'-0"



6 AUDIOVISUAL - ELEVATION - SIGHT ANALYSIS - CONFERENCE 101 - PRIMARY 65" DISPLAYS
1/4" = 1'-0"

ISSUED		Description
No.	Date	
1	10/1/2020	100% CONSTRUCTION DOCUMENTS

JOB NO. VILLOP#22368.10
DRAWN Author
CHECKED Checker
APPROVED Approver

SHEET TITLE
AUDIOVISUAL - SCREEN
VIEWING ANALYSIS - LARGE
CONFERENCE 101

SHEET NUMBER

TA-501

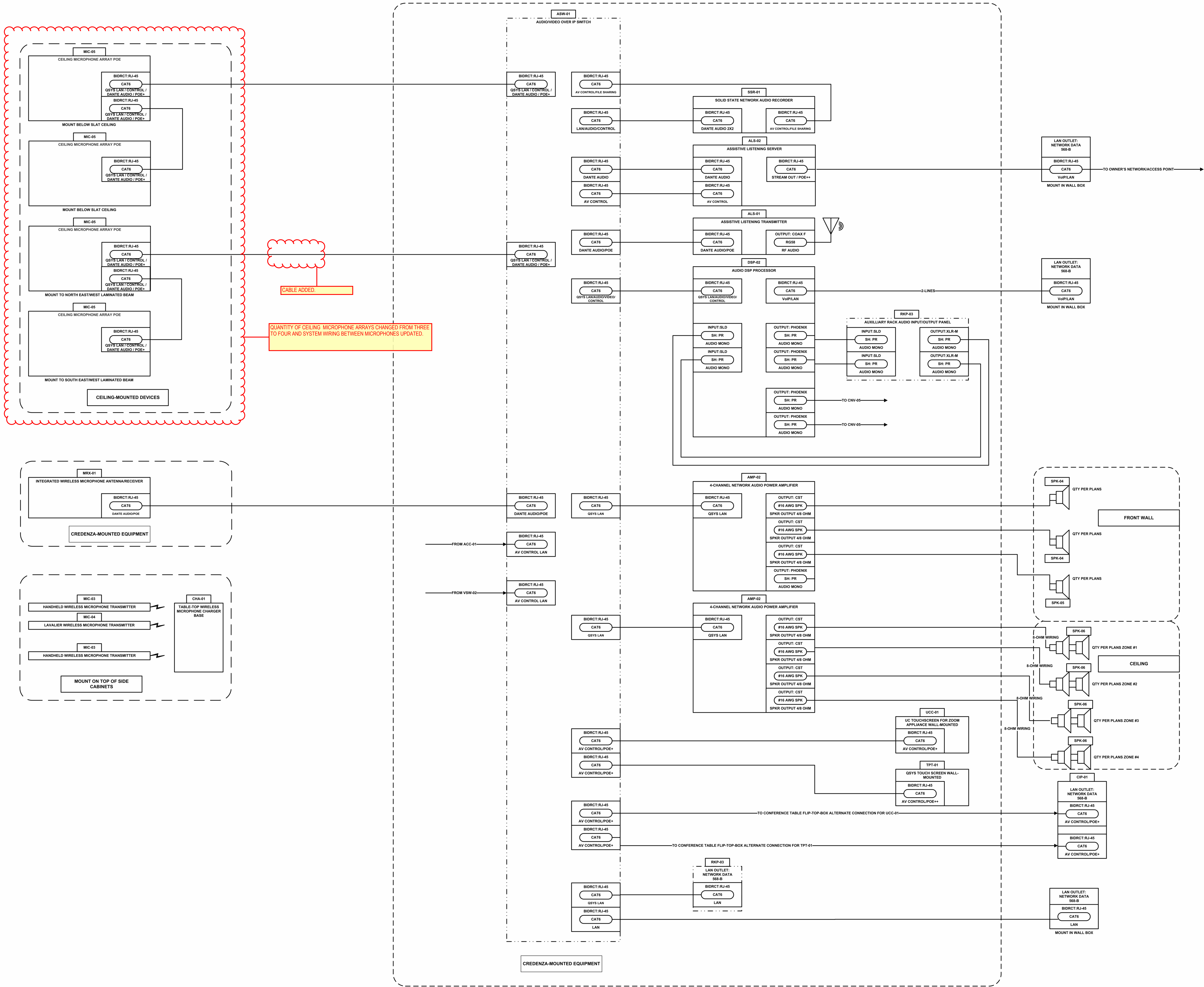
ISSUED	Description
No.	Date
1	10/1/2025
100% CONSTRUCTION DOCUMENTS	

JOB NO. VILLOP#22368.10
DRAWN TDSI
CHECKED TDSI
APPROVED TDSI

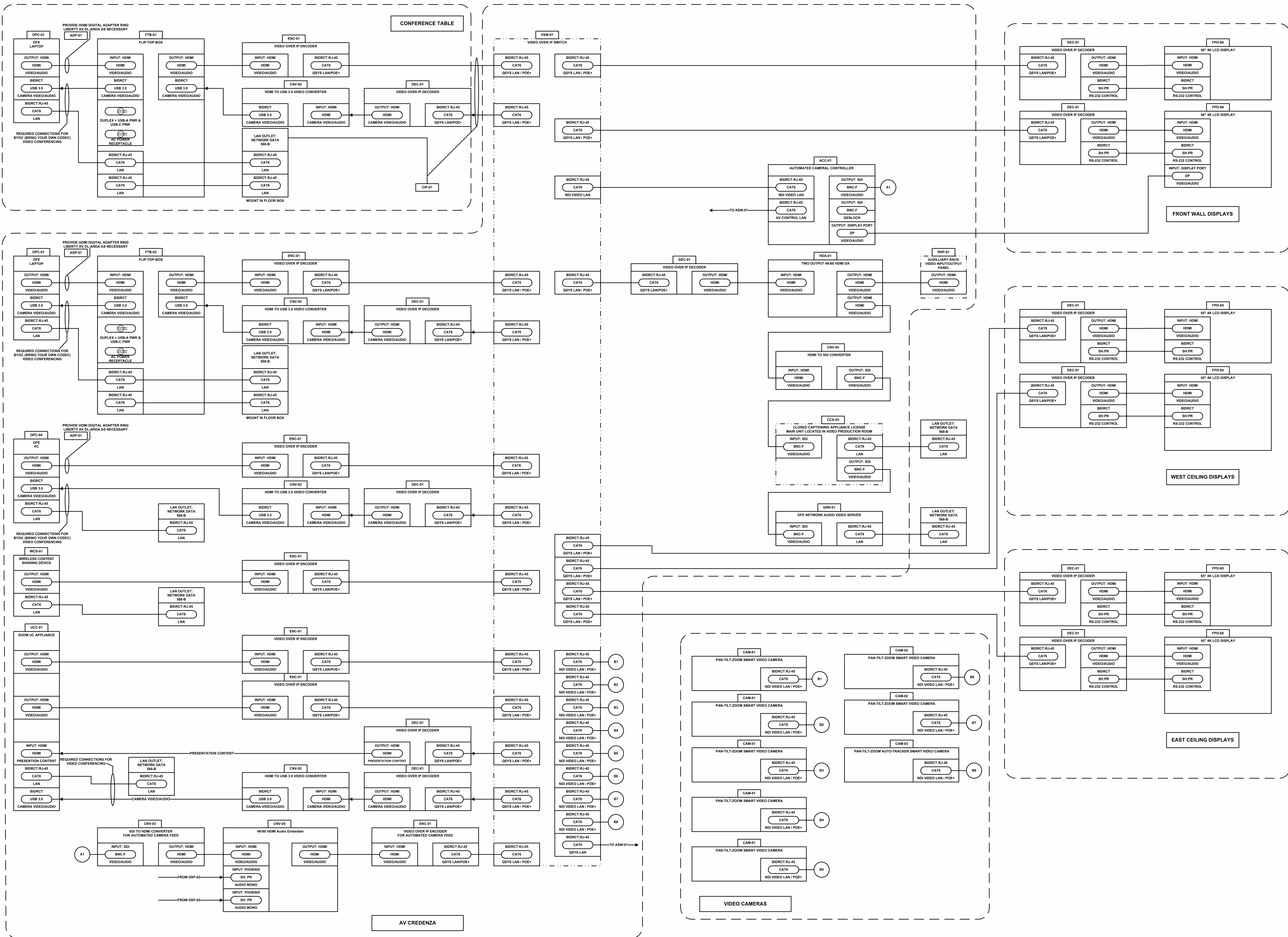
SHEET TITLE
AUDIOVISUAL - FUNCTIONAL
DIAGRAM - AUDIO - LARGE
CONFERENCE 101

SHEET NUMBER

TA-900



ISSUED		Description	
No.	Date	By	Rev.
1	10/1/2025	KLUBER	100% CONSTRUCTION DOCUMENTS
JOB NO. VILLOP#232366.1			
DRAWN		TDS	
CHECKED		TDS	
APPROVED		TDS	
SHEET TITLE			
AUDIOVISUAL - FUNCTIONAL DIAGRAM - VIDEO - LARGE CONFERENCE 101			
SHEET NUMBER			
TA-901			



1 AUDIOVISUAL - FUNCTIONAL DIAGRAM - VIDEO - LARGE CONFERENCE 101

VILLAGE HALL AV RENOVATION
123 MADISON ST, OAK
PARK, IL 60302

No.	Date	Description	Issued
1	10/1/2025	100% CONSTRUCTION DOCUMENTS	
JOB NO. VILLOP#22368.10			
DRAWN			TDSi
CHECKED			TDSi
APPROVED			TDSi
SHEET TITLE			
AUDIOVISUAL - FUNCTIONAL DIAGRAM - CONFERENCE ROOMS 102, 124, 130 & 215			
SHEET NUMBER			
TA-910			

