

# Oak Park Business Suggestions



**1. Rank in your order of preference from one to eight the type of business you would like to see in the building, with one being your favorite:**

	1	2	3	4	5	6	7	8	Rating Average	Response Count
Department Store (Macy's, Carson's, Lord & Taylor)	<b>19.4%</b> <b>(95)</b>	14.1% (69)	8.8% (43)	14.9% (73)	10.6% (52)	10.4% (51)	9.2% (45)	12.5% (61)	4.14	489
Discount Retail (Marshall's, Nordstrom Rack, Filene's Basement)	10.0% (49)	<b>15.3%</b> <b>(75)</b>	11.9% (58)	12.3% (60)	9.2% (45)	12.1% (59)	14.1% (69)	15.1% (74)	4.64	489
Electronics (Apple, Best Buy, CompUSA/Tiger Direct)	<b>15.0%</b> <b>(73)</b>	10.3% (50)	13.4% (65)	11.9% (58)	12.1% (59)	11.3% (55)	14.0% (68)	11.9% (58)	4.45	486
General Merchandise (urban-style Target)	<b>22.7%</b> <b>(111)</b>	12.9% (63)	15.5% (76)	13.3% (65)	9.8% (48)	11.7% (57)	7.6% (37)	6.5% (32)	3.73	489
Home Goods (West Elm, Crate & Barrel, Williams & Sonoma)	12.6% (62)	<b>19.4%</b> <b>(96)</b>	15.4% (76)	13.4% (66)	13.6% (67)	10.5% (52)	9.1% (45)	6.1% (30)	3.94	494
Restaurant (Dave & Busters, Lou Malnati's, Goose Island)	10.0% (50)	9.2% (46)	11.2% (56)	9.8% (49)	13.7% (68)	13.5% (67)	13.9% (69)	<b>18.7%</b> <b>(93)</b>	4.97	498
Retail clothing/shoes (H&M, DSW, Banana Republic)	6.4% (32)	10.0% (50)	15.7% (78)	13.5% (67)	16.1% (80)	<b>17.5%</b> <b>(87)</b>	15.9% (79)	5.0% (25)	4.64	498
Sporting Goods (Sports Authority, REI, Northface)	7.1% (36)	9.3% (47)	10.1% (51)	10.5% (53)	14.4% (73)	11.1% (56)	14.8% (75)	<b>22.7%</b> <b>(115)</b>	5.22	506
<b>answered question</b>										<b>519</b>

## 2. Please indicate your support for an urban-style Target store:

		Response Percent	Response Count
Strongly support		41.2%	212
Somewhat support		36.6%	188
Somewhat oppose		12.3%	63
Strongly oppose		9.9%	51
		<b>answered question</b>	<b>514</b>
		<b>skipped question</b>	<b>6</b>





### 3. Please indicate your support for an Apple store:

		Response Percent	Response Count
Strongly support		38.1%	196
Somewhat support		34.0%	175
Somewhat oppose		16.9%	87
Strongly oppose		10.9%	56
answered question			514
skipped question			6





### 4. Please indicate your support for a Macy's or other department store:

		Response Percent	Response Count
Strongly support		33.4%	170
<b>Somewhat support</b>		<b>43.0%</b>	<b>219</b>
Somewhat oppose		14.3%	73
Strongly oppose		9.2%	47
answered question			509
skipped question			11









**5. Please indicate your support for a Crate & Barrel or other home-goods store:**

		Response Percent	Response Count
Strongly support		42.2%	216
Somewhat support		39.6%	203
Somewhat oppose		11.3%	58
Strongly oppose		6.8%	35
<b>answered question</b>			<b>512</b>
<b>skipped question</b>			<b>8</b>






**6. Please indicate your support for an H&M or other retail clothing store:**

		Response Percent	Response Count
Strongly support		22.1%	113
<b>Somewhat support</b>		<b>48.2%</b>	<b>247</b>
Somewhat oppose		21.3%	109
Strongly oppose		8.4%	43
<b>answered question</b>			<b>512</b>
<b>skipped question</b>			<b>8</b>

## 7. In what category is your age?

		Response Percent	Response Count
17 years or younger		2.2%	11
18 - 24		3.9%	20
25 - 34		22.4%	114
<b>35 - 44</b>		<b>34.6%</b>	<b>176</b>
45 - 54		15.3%	78
55 - 64		13.9%	71
65 - 74		7.1%	36
75 years or older		0.6%	3
<b>answered question</b>			<b>509</b>
<b>skipped question</b>			<b>11</b>

## 8. What is your zip code?

		Response Percent	Response Count
60301		5.9%	30
<b>60302</b>		<b>60.3%</b>	<b>307</b>
60303		0.6%	3
60304		27.1%	138
Not an Oak Parker		6.1%	31
		<b>answered question</b>	<b>509</b>
		<b>skipped question</b>	<b>11</b>